









































Xerox® Phaser® 7100

Printer Symbols

Symbol	Description
	Warning: Indicates a hazard that can cause serious injury or death if not avoided.
	Hot Warning: Hot surface on or in the printer. Use caution to avoid personal injury.
	Pinch Hazard: This warning symbol alerts users to areas where there is the possibility of personal injury.
	Caution: Indicates a mandatory action to take to avoid damage to the property.
	Do not touch the part or area of the printer.
	Do not touch the part or area of the printer.
	Do not expose the image units to direct sunlight.
	Do not burn the item.
	Do not burn the toner cartridges.
	Do not burn the imaging units.
	Do not burn the waste container.

Symbol	Description
	Do not expose the imaging units to direct sunlight.
	Do not expose the item to light.
	Do not expose the imaging units to light for more than 10 minutes.
	Pinch Hazard: To avoid personal injury, use caution in this area.
	The cover is not self-supporting. To avoid damage when opening, support the cover with your hand or with the built-in support.
	Do not disassemble the part or printer.
	Hot surface. Wait for the indicated time before handling.
	On
	Off
	Do not use paper attached with staples or any form of binding clip.
	Do not use folded, creased, curled, or wrinkled paper.
	Do not load or use inkjet paper.

Symbol	Description
	Do not use transparencies or overhead projector sheets.
	Do not reload paper previously printed on or used.
	Do not use envelopes.
	Add paper or media.
	Paper Jam
	Lock
	Unlock
	Paper Clip
	Cooling
	Elapsed Time
	Supply Paper
	Hole-punched Paper

Symbol	Description
	USB Universal Serial Bus
	LAN Local Area Network
	Weight
	Power Saver Button
	This item can be recycled.