































Printer Symbols

Symbol	Description
	Warning: Indicates a hazard that can cause serious injury or death if not avoided.
	Hot Warning: Hot surface on or in the printer. Use caution to avoid personal injury.
	Pinch Hazard: This warning symbol alerts users to areas where there is the possibility of personal injury.
	Pinch Hazard: This warning symbol alerts users to areas where there is the possibility of personal injury.
	Hot Warning - Burn Hazard This symbol alerts users to areas where there are heated surfaces which should not be touched.
	High Voltage Warning This warning symbol alerts users to areas where there is high voltage. To avoid personal injury, use extreme care in these areas.
	Caution: Indicates a mandatory action to take to avoid damage to the property.
	Do not touch the part or area of the printer.
	Parts of the printer are hot and need time to cool down before moving or packing the printer. To avoid personal injury or printer damage, wait 30 minutes for the ink to solidify and the printhead to cool down.
	Ground/Common/Earth Terminal
	Paper Jam
	Lock
	Unlock

Symbol	Description
	Cooling
	Elapsed Time
	Supply Paper
	Hole-punched Paper
	Transparency
	Load letterhead face up.
	Load letterhead face down.
	Load labels face down.
	USB Universal Serial Bus
	LAN Local Area Network
	Weight
	Cancel/Stop Button

Symbol	Description
	Back Button
	OK Button
	Help Button
	Power Saver Button
	This item can be recycled.

