

SOFTWARE VERSION 16.0.1.0
OCTOBER 2019
702P07860

Xerox® FreeFlow® VI Information Assurance Disclosure Guide

© 2019 Xerox Corporation. All rights reserved. Xerox®, Xerox and Design®, FreeFlow®, and VIPP® are trademarks of Xerox Corporation in the United States and/or other countries.

Includes software developed by Adobe Systems Incorporated. © 2019 Adobe Systems Incorporated and its licensors. All rights reserved.

Adobe, the Adobe logo, the Adobe PDF logo, PDF Converter SDK, and PDF Library are either registered trademarks or trademarks of Adobe Systems Incorporated in the United States and/or other countries.

Other company trademarks are also acknowledged.

While every care has been taken in the preparation of this material, no liability is accepted by Xerox Corporation arising out of any inaccuracies or omissions.

Printed in the United States of America.

Changes are made periodically to this document. Changes, technical inaccuracies, and typographical errors are corrected in subsequent editions.

Table of Contents

- 1 Preface 5
- 2 Product Description 7
 - System Software Structure 8**
- 3 Security Aspects of Selected Features 9
 - System Access..... 10**
 - Network Connections..... 10**
 - Data Encryption..... 13**
 - User Account Access and Job Retention 13**
- 4 Security 15
 - Virus Protection 16**
- 5 Software Update 17

Table of Contents

Preface

General Purpose

The purpose of this document is to disclose information related to Xerox® FreeFlow® VI eCompose, regarding product security.



Note: Customers are responsible for the security of their network and the FreeFlow product. The FreeFlow product does not enforce security for any network environment.

Target Audience

The target audience for this document is customers who require more security-related information regarding FreeFlow VI eCompose software.

Disclaimer

To the best of our knowledge, the information contained in this document is accurate as of the publication date and is provided with no warranties. In no event shall Xerox Corporation be liable for any damages resulting from the usage or disregard of the information provided in this document, including direct, indirect, incidental, consequential, loss of business profits, or special damage, even if Xerox Corporation has been advised of the possibility of such damages.

Product Description

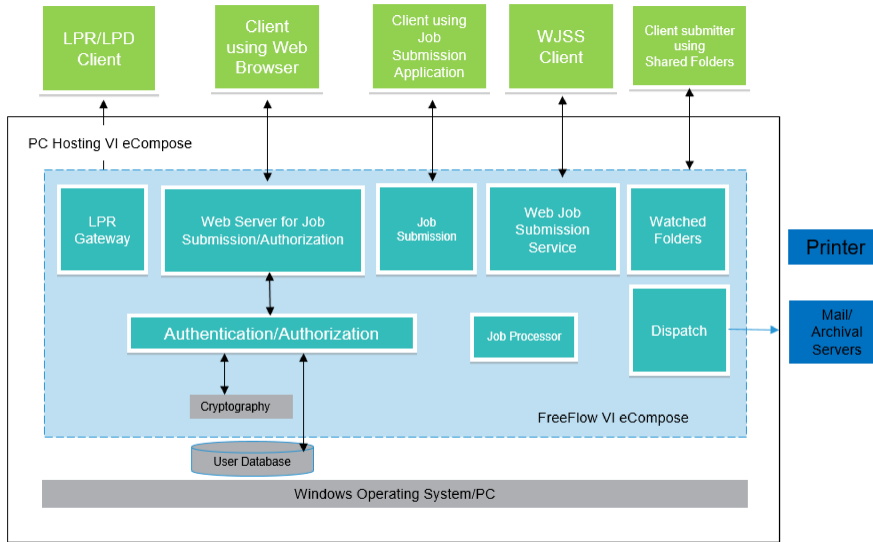
This chapter contains:

- [System Software Structure](#) 8

VI eCompose is a client-server application that allows you to generate Adobe PDF documents from VIPP-based variable data applications and forward the PDFs to other processes within the environment. VI eCompose extends the VIPP workflow into electronic distribution and archive, by providing the ability to generate Adobe PDF files from the same data files sent to a VIPP-enabled print device. After, the PDF files, along with information from the data record that produced them, can be passed to a user-defined process using the VI eCompose Dispatch module. The files can be integrated into processes within the environment, which can include email servers or archive systems. In addition, the VI eCompose Server can forward the data submission file or the Master PDF file to an identified VIPP-enabled print device available in the Printer dialog box on the Windows server for hard copy output.

System Software Structure

The system software structure for the product is depicted.



3

Security Aspects of Selected Features


This chapter contains:

- [System Access](#)..... 10

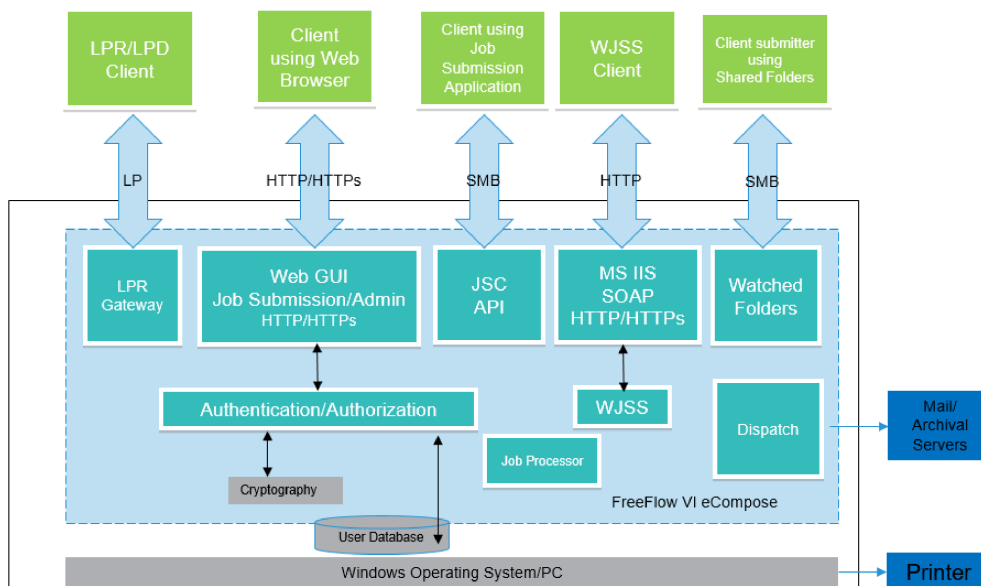
System Access

Network Connections

FreeFlow VI eCompose software requires network connectivity for job submission from clients, and requires a browser for job processing and administration. Security considerations for each network connection are documented in this guide.

 **Note:** To provide better security protection against vulnerability attacks, Windows Firewall is required. Enable Windows Firewall on the server where VI eCompose is installed, unless your site has its own firewall requirements.

The diagram shows FreeFlow VI eCompose network connections.



FreeFlow VI eCompose

The FreeFlow VI eCompose server allows clients using a Web browser to submit VIPP jobs and perform administration functions on the server. To enable a Web browser to access the VI eCompose server, start the VI eCompose Web Server or the VI eCompose Secure Web Server on the server.

The VI eCompose Secure Web Server allows communication using HTTPS. The DES and 3DES ciphers are disabled on the Secure Web Server. Both the VI eCompose Web Server and the Secure Web Server can be configured to use HTTP Basic Authentication. Enabling HTTPS connectivity requires a valid CA certificate installed on the system. For information on configuring the system for HTTPS with SSL and HTTP Basic Authentication, refer to the *FreeFlow VI eCompose User Guide*.

You can submit VIPP jobs using LPR, watched folders, and WJSS. To allow job submissions from LPR clients, FreeFlow VI eCompose relies on enabled services for the Windows TCP/IP print server and the print spooler.




 **Note:** The client can retrieve a VIPP job that is converted to a PDF. The PDF can contain customer data.

Table 3.1. Firewall Configuration for FreeFlow VI eCompose

Port	Protocol or Application	Firewall Connection Type
80	HTTP	Inbound  Note: To change the port, use a configuration file.
443	HTTPS	Inbound  Note: To change the port, use a configuration file.
515	LPR	Inbound


User Roles

If Basic Authentication is enabled, the FreeFlow VI eCompose Web Server and the FreeFlow VI eCompose Secure Web Server open to a login screen. For system access, users are required to log in to the system.

Administrator

The administrator has access to the entire system:

- Job Submission/View/Retrieval: Submit Job Dialog, Job Status.
- Change Password
- Administration:
 - User Administration: Add User, Delete User, Add User from Groups, Remove User from Groups: Admin, User, and User Password management.
 - Server Administration
 - Cluster Administration

 **Note:** Multiple administrators can log in to the FreeFlow VI eCompose Web server at the same time.

User

The user has access to the Job Submission/View/Retrieval where they can view the Submit Job Dialog and Job Status.

 **Note:** Multiple users can log in to the FreeFlow VI eCompose Web Server at the same time.

User Authentication

When the server is configured for HTTPS, the credentials entered into the browser are encrypted as part of HTTPS communication. If the FreeFlow VI eCompose Web Server is not using HTTPS, no credentials are encrypted. The FreeFlow VI eCompose WebServer supports cryptographic protocols TLS v1.1/1.2.

User passwords are transformed using the hashing algorithm, SHA-2. Passwords are stored locally on

the server. Passwords cannot be derived from the hashed string stored on the server.

Job Submission/View/Retrieval Interface

The Job Submission/View/Retrieval, and Administration User Interface uses the FreeFlow VI eCompose connection for job submission, job view, retrieval, and administration.

For more information, refer to the Xerox VI eCompose Client.

Table 3.2. Firewall Configuration for the Job Submission/View/ Retrieval Interface

Port	Protocol or Application	Firewall Connection Type
80	HTTP	Inbound
443	HTTPS	Inbound

Watched Folders

You can encrypt file shares for a local watched folder and for accessing a watched folder. To encrypt files, use the Windows file system or the Windows user account access control.


Table 3.3. Firewall Configuration for Watched Folders

Port	Protocol or Application	Firewall Connection Type
139,145	SMB	Inbound: Share hot folders using Windows file sharing. Outbound: Use hot folders on shared directories.

Web Job Submission Service (WJSS)

FreeFlow VI eCompose software allows custom job submission clients to submit many VIPP data files quickly for processing. You can submit jobs to the Web Job Submission Service (WJSS) using IIS or the WJSS Proxy Server provided.

For more information, access the VI eCompose distribution, open the WJSS folder, then refer to the *FreeFlow VI eCompose Web Job Submission Service User Guide*.

 **Note:** The WJSS service is a Microsoft IIS extension. WJSS and the VI eCompose Web Server or the VI eCompose Secure Web Server cannot run concurrently without configuration.

By default, the software uses port 80 for HTTP, and port 443 for HTTPS. If you run IIS and WJSS concurrently with the VI eCompose Web Server or the VI eCompose Secure Web Server, configure the servers to use alternate ports. For more information, refer to the *FreeFlow VI eCompose User Guide*.

Table 3.4. Firewall Configuration for the WJSS

Port	Protocol or Application	Firewall Connection Type
80	HTTP	Inbound

Data Encryption

File Processing

FreeFlow VI eCompose does not explicitly encrypt files submitted for processing before the file is stored on the file system of the computer.

User Account Access and Job Retention

The following functionality is enabled through a configuration file. For details, refer to the *FreeFlow VI eCompose User Guide*.

User Account Passwords

When enabled, user account passwords are required to meet the following criteria:

- A password must be at least eight characters in length.
- A password must contain letters and numbers.
- A password must contain lower and uppercase letters.
- A password must contain at least one special character, for example, #, !, \$.
- A password must not contain contextual information, such as the user name or website name.

When enabled, a user password cannot be reused.

User Account Lockout

When enabled, if the user fails to log in successfully after a configurable number of attempts, the account is locked out for a configurable period of time.

User Account Log Out

When enabled, after 30 minutes of inactivity, logged-in users are logged out automatically. The duration of the inactivity period is configurable.

User Account Activity

Unsuccessful login attempts are logged in the `vtpweb.log` file. This file is located in the `X:\xvtp\bin` directory, where X is the partition where the VI eCompose software is installed.

Job Retention

After a job completes processing through VI eCompose, it is the responsibility for the submitter to delete the job from the system.

Security

This chapter contains:

- [Virus Protection](#)..... 16

At Xerox, security issues are at the forefront of activities. As a leader in the development of digital technology, Xerox has demonstrated a commitment to keeping digital information safe and secure. To limit risk, Xerox identifies potential vulnerabilities and proactively addresses them. Xerox strives to provide the most secure software products possible, based on the information and technologies available, while maintaining product performance, value, functionality, and productivity. The components of Xerox FreeFlow VI eCompose are assessed for security compliance, using commercially available vulnerability and penetration scanning tools. Application vulnerabilities are addressed based on the results of our internal scans.

Xerox maintains the website www.xerox.com with up-to-date security vulnerability status, white papers, Common Criteria Certification, Intel Security McAfee information, and a portal to submit security questions to Xerox.

Virus Protection

Xerox takes special precautions to ensure that software is shipped free from computer virus contamination. It is recommended that you invest in a virus-detection software application accepted by the PC industry. To protect your system from viruses, it is imperative that virus-detection software is kept up to date.

To improve performance, it is recommended that you exclude the FreeFlow Core and SQL Server installation directories from anti-virus scans.

You can exclude the following FreeFlow VI eCompose folders from anti-virus scanning:

X:\xvtp\bin: The directory and subdirectories where X is the drive where the software is installed.

Software Update

It is recommended that customers keep up to date all software products installed on the FreeFlow VI eCompose server. At least once a month, perform a Microsoft Windows Update.

For FreeFlow VI eCompose software updates, click the link:

www.support.xerox.com

