













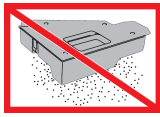
























# Xerox® WorkCentre® 6655

















## Printer Symbols





Symbol	Description
	Warning: Indicates a hazard that can cause serious injury or death if not avoided.
	Hot Warning: Hot surface on or in the printer. Use caution to avoid personal injury.
	Pinch Hazard: This warning symbol alerts users to areas where there is the possibility of personal injury.
	Caution: Indicates a mandatory action to take to avoid damage to the property.
	Do not touch the part or area of the printer.
	Do not touch the part or area of the printer.
	Do not expose the imaging unit to direct sunlight.
	Do not burn the item.
	Do not burn the toner cartridges.
	Do not burn the imaging unit.
	Do not burn the waste container.

Symbol	Description
	Do not expose the imaging unit to direct sunlight.
	Do not expose the imaging unit to light for more than 10 minutes.
	Pinch Hazard: To avoid personal injury, use caution in this area.
	Do avoid toner spills, do not place the waste container in this position.
	Do not disassemble the part or printer.
	Hot surface. Wait for the indicated time before handling.
	On This symbol indicates the power switch is in the <b>On</b> position.
	Off This symbol indicates the power switch is in the <b>Off</b> position.
	Do not use paper attached with staples or any form of binding clip.
	Do not use folded, creased, curled, or wrinkled paper.
	Do not load or use inkjet paper.
	Do not use transparencies or overhead projector sheets.
	Do not reload paper previously printed on or used.

Symbol	Description
	Do not use envelopes.
	Do not copy money.
	Add paper or media.
	Paper Jam
	Lock
	Unlock
	Paper Clip
	Cooling
	Elapsed Time
	Supply Paper
	1-Sided Original
	Hole-punched Paper
	USB Universal Serial Bus

Symbol	Description
	LAN Local Area Network
	Telephone Line
	Modem Line
	Weight
	Power On/Off Button
	Start Button
	Stop Button
	Power Saver Button
	Language Button
	Help Button
	Log In/Out Button
	Pause Printing Button
	Clear All Button
	Services Home Button
	Services Button
	Job Status Button

Symbol	Description
	Printer Status Button
C	Clear Button
	This item can be recycled.

