







































Xerox® Phaser® 5550









Printer Symbols



Symbol	Description
	Warning: Indicates a hazard that can cause serious injury or death if not avoided.
	Hot Warning: Hot surface on or in the printer. Use caution to avoid personal injury.
	Pinch Hazard: This warning symbol alerts users to areas where there is the possibility of personal injury.
	Laser Warning: This symbol indicates a laser is being used and alerts the user to refer to the appropriate safety information.
	Caution: Indicates a mandatory action to take to avoid damage to the property.
	Do not touch the part or area of the printer.
	Do not touch the part or area of the printer.
	Do not expose the drum cartridges to direct sunlight.
	Do not burn the item.
	Do not burn the toner cartridges.
	Do not burn the drum cartridges.
	Pinch Hazard: To avoid personal injury, use caution in this area.

Symbol	Description
	Hot surface. Wait for the indicated time before handling.
	On This symbol indicates the power switch is in the On position.
	Off This symbol indicates the power switch is in the Off position.
	Do not use paper attached with staples or any form of binding clip.
	Do not use folded, creased, curled, or wrinkled paper.
	Do not load or use inkjet paper.
	Do not reload paper previously printed on or used.
	Do not use postcards.
	Do not use envelopes.
	Do not copy money.
	Add paper or media.
	Paper Level Indicator
	Do not load paper in the tray above the MAX line.

Symbol	Description
	Paper Jam
	Lock
	Unlock
	Paper Clip
	Cooling
	Elapsed Time
	Direction Indicator
	Load paper/media in the direction indicated.
	Supply Paper
	Hole-punched Paper
	Transparency
	Load letterhead face up.
	Load letterhead face down.

Symbol	Description
	Load labels face down.
	USB Universal Serial Bus
	LAN Local Area Network
	Ethernet Port
	Status
	WiFi
	Weight
	This item can be recycled.