













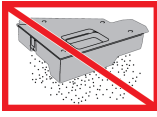
























Xerox® Phaser® 6600










Printer Symbols



Symbol	Description
	Warning: Indicates a hazard that can cause serious injury or death if not avoided.
	Hot Warning: Hot surface on or in the printer. Use caution to avoid personal injury.
	Pinch Hazard: This warning symbol alerts users to areas where there is the possibility of personal injury.
	Caution: Indicates a mandatory action to take to avoid damage to the property.
	Do not touch the part or area of the printer.
	Do not touch the part or area of the printer.
	Do not expose the imaging unit to direct sunlight.
	Do not burn the item.
	Do not burn the toner cartridges.
	Do not burn the imaging unit.
	Do not burn the waste container.

Symbol	Description
	Do not expose the imaging unit to direct sunlight.
	Do not expose the imaging unit to light for more than 10 minutes.
	Pinch Hazard: To avoid personal injury, use caution in this area.
	Do avoid toner spills, do not place the waste container in this position.
	Do not disassemble the part or printer.
	Hot surface. Wait for the indicated time before handling.
	On This symbol indicates the power switch is in the On position.
	Off This symbol indicates the power switch is in the Off position.
	Do not use paper attached with staples or any form of binding clip.
	Do not use folded, creased, curled, or wrinkled paper.
	Do not load or use inkjet paper.
	Do not use transparencies or overhead projector sheets.
	Do not reload paper previously printed on or used.

Symbol	Description
	Do not use envelopes.
	Do not copy money.
	Add paper or media.
	Paper Jam
	Lock
	Unlock
	Paper Clip
	Cooling
	Elapsed Time
	Supply Paper
	Hole-punched Paper
	USB Universal Serial Bus
	LAN Local Area Network

Symbol	Description
	Weight
	Cancel Button
	Power Saver Button
	Back Button
	OK Button
	Menu Button
	Ready Status Indicator
	Error Status Indicator
	This item can be recycled.