

D7.8 Xerox® AltaLink® & VersaLink® Product Enhancement Document for Version 120.xxx.004.04600

Description of new features and enhancements to the products specified below.

Release Date: February 23 ,2024

dc24rn4192

Product Model	System Software	Network Controller
AltaLink C8170	120.011.004.04600	120.011.04600
AltaLink C8145/55	120.010.004.04600	120.010.04600
AltaLink C8130/35	120.009.004.04600	120.009.04600
AltaLink B8145/B8155	120.013.004.04600	120.013.04600
AltaLink B8170	120.014.004.04600	120.014.04600
VersaLink B415 Altboot	120.029.004.04600	120.029.04600
VersaLink C415 Altboot	120.028.004.04600	120.028.04600
VersaLink B620 Altboot	120.027.004.04600	120.027.04600
VersaLink C620 Altboot	120.026.004.04600	120.024.04600
VersaLink B625 Altboot	120.025.004.04600	120.025.04600
VersaLink C625 Altboot	120.024.004.04600	120.024.04600

Xerox Partner Solutions Compatibility issues on V118.xxx.033.10800 (and newer) (2nd Gen Browser Deprecation)

Caution: Loading Service Pack (R23-02) version 118.xxx.033.10800 (and newer) could potentially cause compatibility issues with older Xerox Partner Solutions versions. Issues include (but are not limited to):

- Incomplete information displayed in the device UI
- Problems with solution navigation functions such as scrolling, device lock up when attempting to enter data
- Failure to launch the solution at the device

The Xerox Extensible Interface Platform (EIP) is a software platform inside Xerox® AltaLink C81xx/B81xx MFPs that allows Xerox and Partner developers to create solutions. Beginning with software (firmware) version 118.xxx.033.10800 on AltaLink C81xx/B81xx devices, the second-generation version of the EIP browser was deprecated, leaving exclusive usage of the third-generation browser. The second-generation browser is being deprecated to advance our EIP technology in terms of security and industry standards.

The following list represents the most common Xerox Partner Solutions that may have compatibility issues with Device Firmware (Software) version V118.xxx.033.10800 (and newer). It is not intended to be a comprehensive list of all Solutions that could experience compatibility issues. You need to upgrade to the compatible version of your solution prior to installing this service pack.

Incompatible Partner Solution Version (and earlier)	Upgrade Path to Compatible Version
Kofax eCopy 5.x	EOL
Kofax Equitrac 5.x	Kofax Control Suite 1.2
Kofax AutoStore 7.6	Kofax Control Suite 1.2
Kofax Output Manager 4.2	Kofax Control Suite 1.2
Kofax eCopy 6.4	Kofax Control Suite 1.2
Kofax SafeCom 10.530	Kofax SafeCom G4 10.6.0 / Device Server 9.13
PaperCut MF 21	PaperCut MF 22
Pharos Beacon 3.70.30 / Beacon 5.3 Update 4	Pharos Beacon 3.76.14 / Beacon 5.3 Update 7
Ysoft SAFEQ 6	Ysoft SAFEQ 6.0.77
RSA Qdirect 6.0.1 / Qdirect Scan 2.2.3	RSA Qdirect 6.2.0 / Qdirect Scan 2.2.6

Contact your Partner Solution Provider to update your solution.

The following list of Partner solutions are compatible with the third-generation browser:

- Cleo Stream Server 7.4.3
- Kofax
 - Control Suite 1.2
 - Auto Store 8.2
 - Output Manager 5.2
 - Equitrac 6.2 ECSP
 - E-Copy 6.5 Fix Pack 2
 - Kofax Unified Client for Xerox – Equitrac 6.2, AutoStore 8.2, Output Manager 5.2
 - Kofax Combined Client for Xerox – AutoStore 8.2, Output Manager 5.2
 - Kofax Safecom G4 10.6
- LRS MFPsecure Agent 1.3 / VPSX
- OpenText XM Fax EIP V10
- Pharos Beacon 3.76.14 / Blueprint 5.3 Update
- PaperCut MF 22
- Ysoft SAFEQ 6.0.77
- RSA Qdirect 6.2.0 / Qdirect Scan 2.2.6

Notes:

- The latest versions of Xerox Workplace Cloud and Xerox Workplace Suite support the third-generation browser and, thus, are not affected.
- If you load Service Pack (R23-02) version **118.xxx.033.10800 (and newer)** and experience compatibility issues, you need to upgrade your Partner Solution to a compatible version or downgrade your device's software(firmware) to a version that supports the second-generation browser. Firmware (Software) Version 114.xxx.053.10410 supports the second-generation browser and is available at the following link: [114.xxx.053.10410 Release Notes](#)
- You should disable automatic software update thru the device's Embedded Web Service to ensure you remain on device firmware(software) version 114.xxx.053.10410 or earlier until you upgrade your solution to a version that is compatible with the third-generation browser. Once you upgrade your solution to a version that is compatible with the third-generation browser, you may re-enable automatic software upgrade.

Contents

- Firmware 120.xxx.004.04600 (R24-01 D7.8 SPAR Release) Feb. 2024..... 5
 - 1. Email Attachment..... 5
 - 2. Various Bug Fixes..... 5
- Firmware 120.xxx.023.30800 (R23-10 D7.8 SPAR Release) Nov. 2023 5
 - 1. Device Certificate Challenge Password Customization 5
 - 2. Various Bug Fixes..... 5
- Firmware 120.028.003.20001 (D7.8 General Release) Oct 2023 5
 - 1. Features..... 5
- Firmware 120.xxx.003.20000 (D7.8 General Release) Sept 2023 5
 - 1. Features..... 5
- Firmware 119.xxx.043.20300 (R23-07 D7.7 SPAR Release) Aug. 2023 6
 - 1. Security..... 6
 - 2. Various Bug Fixes..... 6
- Firmware 119.xxx.033.15000 (R23-04 D7.7 SPAR Release) July 2023 6
 - 1. IDPrime driver to support Thales IDPrime 930 and 3930 smartcards..... 6
- Firmware 119.xxx.023.13000 (D7.7.1 General Release) July 2023 6
 - 1. Features..... 6
- Firmware 118.xxx.033.10800(R23-02 D7.6 SPAR Release) April 2023..... 7
 - 1. Features..... 7
 - 2. Security..... 7
 - 3. Various Bug Fixes..... 7
- Firmware 118.xxx.023.02500(R23-01 D7.6 SPAR Release) Feb 2023 8
 - 1. Enable Local System User Login for Apps..... 8
- Firmware 114.xxx.053.10410 (R22-12 D5.6 General Release) Feb 2023 10
 - 1. Various Bug Fixes..... 10
- Firmware 118.xxx.052.32600 (R22-10-D7.6 SPAR Release) Dec. 2022 10
 - 1. Require User Confirmation to Auto-Release Secure Print Jobs Upon Login Policy..... 10
 - 2. LDAP User Mapping Properties Access 10
 - 3. ID Card Copy and EWS Apps configuration 10
 - 4. Embedded Fax EIP API..... 10
 - 5. AltaLink Cloning Configuration..... 11
 - 6. Security..... 11
- Firmware 114.xxx.002.21400 (D5.6General Release) October 2022 11
 - 1. Supports New Components..... 11
- Firmware 114.xxx.001.31515 (D5.6) July 2022 11
 - 1. Supports New Components..... 11
- Firmware 114.xxx.001.31514 (D5.6) May 2022 11
 - 1. Install Wizard Fixes 11

2.	Bug Fixes with certain Diagnostic Routines.....	11
3.	Prevention of SW Downgrade with certain versions of Single Board Controllers	11
4.	Support for the new Single Board Controller (SBC) components.	11

Latest release information:

Firmware 120.xxx.004.04600 (R24-01 D7.8 SPAR Release) Feb. 2024

1. Email Attachment

- Email attachment maximum file size increased beyond the prior limit of 20 MB per email. When configuring SMTP, the system administrator will see the new limit.

2. Various Bug Fixes

- Stapling option not available in device web user interface in “Defaults and Policies” under Properties->App->Printing-> General->Print settings
- Inverted image when copying or scanning from the document handler.
- With Email Encryption enabled, a certificate error pop-up appears on the device local user interface when attempting to program a job, “Cannot add to recipient list. Encryption certificate is either missing or invalid.”
- In the Fax application on the local user interface, changes to the fax transmission speed do not take effect; fax jobs still use the default transmission speed.
- "1GB Full-Duplex" Option is not available in Ethernet Rated Speed Dropdown on the device web user interface.

Firmware 120.xxx.023.30800 (R23-10 D7.8 SPAR Release) Nov. 2023

1. Device Certificate Challenge Password Customization

- Challenge Password for device certificates are accepted by all EIP supported Xerox devices.

2. Various Bug Fixes

- Fax forwarding job is getting deleted when preview option is enabled in email setup
- “When feeding envelope media as per the orientation diagram on the printer to the device tray, the printed output is upside down.
Note: Customer needs to follow the below steps to enable the "Rotate Envelopes" option in the VL B625 device to get the output print correctly.
1.Login as admin in VL B625 device
2.Navigate to Properties -> Apps -> Printing -> Page Description Language -> PCL -> General Settings and enable the "Rotate Envelopes" option.”
- Intermittently, device loses connectivity to Xerox Workplace Cloud

Firmware 120.028.003.20001 (D7.8 General Release) Oct 2023

1. Features

- Intermittent black page issue seen on Copy / Print jobs has been fixed.

Firmware 120.xxx.003.20000 (D7.8 General Release) Sept 2023

1. Features

- **Enables Managed Print Services:** Xerox® Atlantis based MFPs support a wide variety of managed print and services ready offerings. The features below are targeted at supporting the Xerox® Managed Print services and other Xerox® remote management offerings.
- **Fax Remote Configuration:** By adding full remote configuration support for fax features on the Atlantis controller, all future Atlantis based products shall support the ability to fully configure fax via the Xerox® Easy Assist app, XDM, CWW, and any other supported remote configuration tool.

Firmware 119.xxx.043.20300 (R23-07 D7.7 SPAR Release) Aug. 2023

1. Security

- Security: - XSS Error in /ajax/destinationRequestHandler.php

2. Various Bug Fixes

- "Customer is unable to Perform "Scan to Email" Job with their own exchange server in AL C81xx device. But works fine in other devices with the same exchange server.
- Failure to authenticate with XWC direct.

Firmware 119.xxx.033.15000 (R23-04 D7.7 SPAR Release) July 2023

1. IDPrime driver to support Thales IDPrime 930 and 3930 smartcards

The new Thales SAC "IDPrime" Smartcard driver has been implemented to support the following Thales IDPrime smart cards:

- 1) Thales SafeNet IDPrime 930, Applet v4.5.0, FIPS 140 L2 smart cards.
ATR (T= 0) Default: 3B 7F 96 00 00 80 31 80 65 B0 84 61 60 FB 12 0F FD 82 90 00
- 2) Thales SafeNet IDPrime 3930, Applet v4.5.0, FIPS 140 L2 smart cards in Contact mode only.
ATR (T= 0) Default: 3B 7F 96 00 00 80 31 80 65 B0 84 61 60 FB 12 0F FD 82 90 00

This new "IDPrime" smartcard driver also supports existing Gemalto IDPrime MD smart cards:

- 3) Gemalto IDPrime MD 830b Smartcard where a PKI Applet is installed on the card.
ATR: 3B 7F 96 00 00 80 31 80 65 B0 84 56 51 10 12 0F FE 82 90 00
Applet: IDPrime MD Applet 4.3.5 (if the applet is configured as FIPS level 3, then 1,024-bit keys and the SHA-1 hash algorithm are forbidden for signature and deciphering).
- 4) Gemalto IDPrime MD 3810 Smartcard where a PKI Applet is installed on the card.
ATR: 3B 7F 96 00 00 80 31 80 65 B0 84 43 47 EF 12 0F FE 82 90 00
Applet: IDPrime MD Applet 4.3.0

Selection of the smart card type can be made on the Properties > Login / Permissions / Accounting > Login methods > Edit Login methods webpage by selecting "Smart Card Type" of either:

- "All Supported Smart Cards": For use in a mixed smart card type environment. The MFD will read the smartcard ATR and if an IDPrime supported card is detected, will automatically load the IDPrime driver to communicate with the smart card.
- "IDPrime Cards": For use in a single smart card type environment. The MFD will ignore the smart card ATR and always load the IDPrime driver regardless of which smart card type is detected.
- The Smart Card Enablement User Guide has been updated to reflect the IDPrime driver implementation and support for additional products including new VersaLink MFP's. The revised User Guide is available on the XCIS Solutions SMARTCentre site which requires Xerox S3 credentials to access. Sign-in to <https://www.smartcentre.xerox.com/en/portal/> and navigate to Services / Customization / Office Customization (XCIS) / XCIS Solutions / Smart Cards Enablement Solution.
Alternatively, follow this link: <https://www.smartcentre.xerox.com/en/portal/>

Firmware 119.xxx.023.13000 (D7.7.1 General Release) July 2023

1. Features

- **Embedded Web Server and Touchscreen Style Updates:** The Next Generation User Interface style continues to advance. These advancements address customer and design concerns, as well as improvements

to intuitiveness and simplification. In this Atlantis release, advancements have been made to the Embedded Web Server and the Touchscreen styles, thus improving the overall user experience.

- **Deprecate Internet Fax:** The Internet Fax feature has been deprecated. Through analysis of data pushes and overall feedback from the field, Internet Fax is rarely used, thus, maintaining the feature costs Xerox® money and resources. Hence, deprecation makes economic sense.
- **Xerox® PSA for Microsoft® Universal Print:** Microsoft® has added support for Printer Support Apps (PSA) to their Universal Print offering. The PSA offers the ability to expose advanced print settings for Universal Print users. Thus, when the user selects “Print Properties” on a Universal Print job, the Xerox® PSA loads and offers the same enhanced, fully featured, Xerox® branded user experience as the Xerox® v4 print driver. This new functionality solves complaints where customers cannot access advanced print features with Universal Print
- **Xerox® Easy Assist App:** The Xerox® Easy Assist mobile app helps customers install, configure, and maintain supported Xerox® devices. The latest Atlantis firmware fully support the Xerox® Easy Assist app, thus simplifying the overall installation of a new Xerox® device. For more information on the Xerox® Easy Assist app, search for "Xerox® Easy Assist" in the Apple and Google Play stores.

Firmware 118.xxx.033.10800(R23-02 D7.6 SPAR Release) April 2023

1. Features

- **Embedded Web Server and Touchscreen Style Updates:** The Next Generation User Interface style continues to advance. These advancements address customer and design concerns, as well as improvements to intuitiveness and simplification. In this Atlantis release, advancements have been made to the Embedded Web Server and the Touchscreen styles, thus improving the overall user experience.
- **Deprecate Internet Fax:** The Internet Fax feature has been deprecated. Through analysis of data pushes and overall feedback from the field, Internet Fax is rarely used, thus, maintaining the feature costs Xerox® money and resources. Hence, deprecation makes economic sense.
- **Xerox® PSA for Microsoft® Universal Print:** Microsoft® has added support for Printer Support Apps (PSA) to their Universal Print offering. The PSA offers the ability to expose advanced print settings for Universal Print users. Thus, when the user selects “Print Properties” on a Universal Print job, the Xerox® PSA loads and offers the same enhanced, fully featured, Xerox® branded user experience as the Xerox® v4 print driver. This new functionality solves complaints where customers cannot access advanced print features with Universal Print
- **Xerox® Easy Assist App:** The Xerox® Easy Assist mobile app helps customers install, configure, and maintain supported Xerox® devices. The latest Atlantis firmware fully support the Xerox® Easy Assist app, thus simplifying the overall installation of a new Xerox® device. For more information on the Xerox® Easy Assist app, search for "Xerox® Easy Assist" in the Apple and Google Play stores.

2. Security

- Internal diagnostic page removed
- Standard access mode enhancement to mitigate potential information disclosure.
- Security Improvements
 - **FIPS 140-3:** As security standards evolve, Atlantis based Xerox® MFPs also evolve to meet the new standards. The latest Atlantis firmware now meets the new FIPS 140-3 standard.
 - **WPA3 Wireless Security:** As wireless protocols continue to advance, Xerox® MFPs must also advance to stay current and maintain benchmark security. The Atlantis firmware now supports WPA3 wireless security.

3. Various Bug Fixes

- SNMPTimeOutFault response for SNMP walk request <timeout>0.000001</timeout>
- Vulnerability, Local file inclusion

Firmware 118.xxx.023.02500(R23-01 D7.6 SPAR Release) Feb 2023

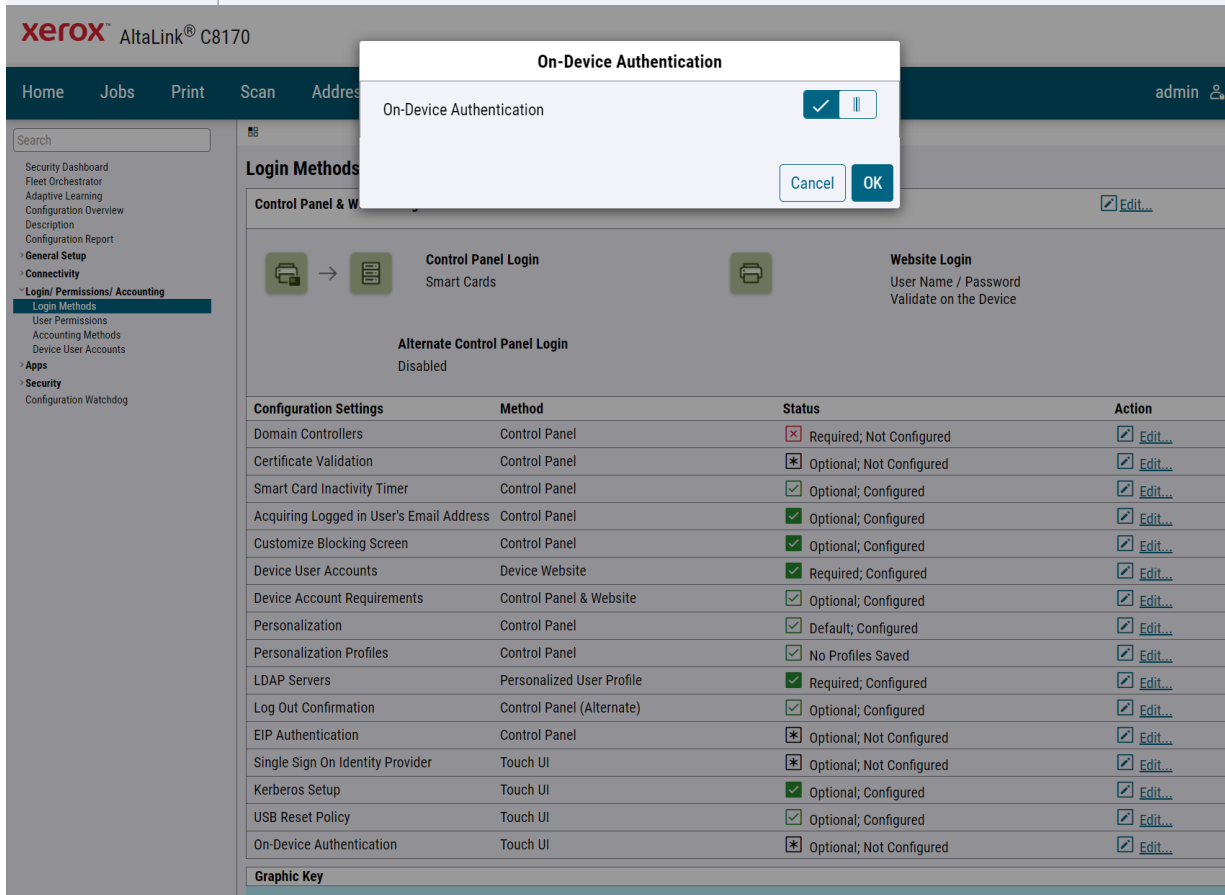
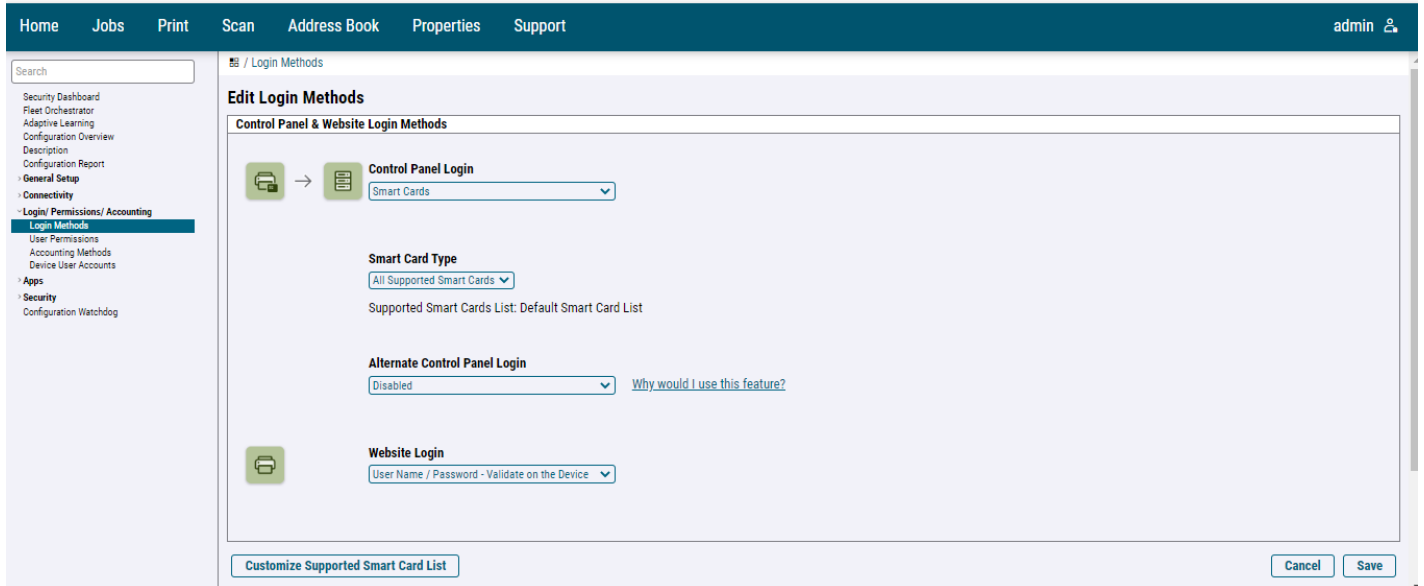
1. Enable Local System User Login for Apps

For Smartcard or Convenience Authentication, the SA will be able to configure apps that the Local System User can access.

From the Login Methods page:

1. Set the Control Panel Login to either Smartcards or Convenience Authentication.
2. Edit On-Device Authentication and slide to enable.
3. When using Smartcards, set the Alternate Control Panel Login to Local System User Login.

xerox AltaLink® C8155



Home Jobs Print Scan Address Book Properties Support admin

Search

- Security Dashboard
- Fleet Orchestrator
- Adaptive Learning
- Configuration Overview
- Description
- Configuration Report
- General Setup
- Connectivity
- Login/Permissions/Accounting
- Login Methods**
- User Permissions
- Accounting Methods
- Device User Accounts
- Apps
- Security
- Configuration Watchdog

/ Login Methods

Edit Login Methods

Control Panel & Website Login Methods

Control Panel Login
Smart Cards

Smart Card Type
All Supported Smart Cards
Supported Smart Cards List: Default Smart Card List

Alternate Control Panel Login
User Name / Password - Validate on the Network [Why would I use this feature?](#)
Disabled
User Name / Password - Validate on the Network
Local System User Login
Website Login
User Name / Password - Validate on the Device

Customize Supported Smart Card List

Cancel Save

xerox AltaLink® C8155

Home Jobs Print Scan Address Book Properties Support admin

Search

- Security Dashboard
- Fleet Orchestrator
- Adaptive Learning
- Configuration Overview
- Description
- Configuration Report
- General Setup
- Connectivity
- Login/Permissions/Accounting
- Login Methods**
- User Permissions
- Accounting Methods
- Device User Accounts
- Apps
- Security
- Configuration Watchdog

Login Methods

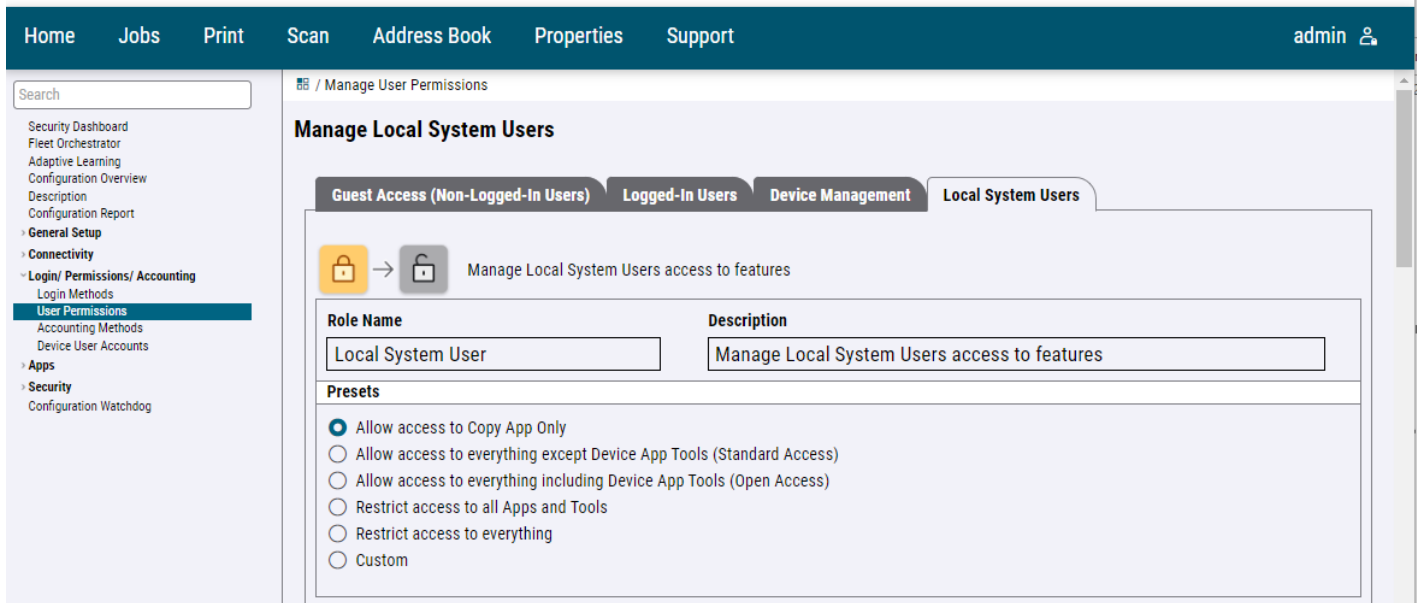
Control Panel & Website Login Methods [Edit...](#)

Control Panel Login
Smart Cards
All Supported Smart Cards

Website Login
User Name / Password
Validate on the Device

Alternate Touch UI Method
PIN

On the User Permissions page, Local System Users tab set the app permission for the Local System User using the presets or individually to customize.



Firmware 114.xxx.053.10410 (R22-12 D5.6 General Release) Feb 2023

1. Various Bug Fixes

- Domain Name Not Configured”/ “Email is Not Configured”. This could be caused either by an issue with the device's ability to automatically acquire Domain Name settings from the network or as result of an error after a Software Upgrade.

Firmware 118.xxx.052.32600 (R22-10-D7.6 SPAR Release) Dec. 2022

1. Require User Confirmation to Auto-Release Secure Print Jobs Upon Login Policy

A new Secure Print Job Release policy has been added to the Properties / Apps / Printing / Secure Print / Device Policies Web UI webpage. The new policy: “Require User Confirmation to Auto-Release Secure Print Jobs Upon Login” is selectable if “Release Jobs Without Prompting for Passcode” has been enabled <factory default>.

When this capability is enabled, at login, if the user has secure print jobs held on the device, the user will be prompted “You have one or more jobs being held. Do you want to print them now?”. The user may select either “Not Now” or “Print All”.

2. LDAP User Mapping Properties Access

The behavior of the LDAP user mapping webpage has been changed to enable the logged-in Device Administrator to see/change LDAP User Mappings without first having to login to the LDAP server and perform an LDAP query. This is helpful for making user LDAP changes for accounts that no longer provide Xerox Service personnel with LDAP Server username and password (system credentials).

3. ID Card Copy and EWS Apps configuration

The local device user interface will display the ID Card Copy app to the user at factory defaults. The EWS interface will allow the Admin user to configure apps on the Enablement screen (Properties / Apps / Enablement). Apps can be changed to “Available” / “Unavailable” (ie. enable/disable) on the device LUI. Apps can be changed to “Visible” / “Invisible” (ie. hide/show) on the LUI.

4. Embedded Fax EIP API

The EIP Scan API has been extended to now include support for embedded fax. EIP apps can now be written that can use this new API to send a fax using the onboard fax option.

5. AltaLink Cloning Configuration

The AltaLink Cloning Configuration feature allows a device administrator to clone the full set of cloneable system attributes, including FIPS. FIPS Enablement is now a cloneable attribute, and when cloning from a source device with FIPS Enabled, the FIPS Acknowledgements will also be cloned on the target device. A FIPS Enabled device must use full cloning, meaning all fields will be cloned, no partial cloning can be done.

Additionally, two formerly hidden web pages have been made available to the device administrator on the WUI:

1. A checkbox on the Web UI for setting Resolve Hostname: **Apps > Scan To Home > General**
2. A policy toggle on the Web UI for setting the Lock Files policy: **Apps > Scan To > Setup > Scanning Lock Files Policy**

6. Security

- Addressed pages vulnerable to XSS attack.
- Addressed unauthenticated Denial of Service

Firmware 114.xxx.002.21400 (D5.6 General Release) October 2022

1. Supports New Components

Due to the world-wide issue of part shortages, alternate electronic components were required for the Single Board Controller. This new software release is needed to support additional component changes

Firmware 114.xxx.001.31515 (D5.6) July 2022

1. Supports New Components

Due to the world-wide issue of part shortages, alternate electronic components were required for the Single Board Controller. This new software release is needed to support additional component changes.

Firmware 114.xxx.001.31514 (D5.6) May 2022

1. Install Wizard Fixes

2. Bug Fixes with certain Diagnostic Routines

3. Prevention of SW Downgrade with certain versions of Single Board Controllers

4. Support for the new Single Board Controller (SBC) components.

- Due to the world-wide issue of part shortages, alternate electronic components were required for the single board controller. From the beginning of year 2022, newly manufactured devices will have this new SBC and it will be introduced into spares inventory. The SBC will have Tag 3 checked on its tag matrix to the left of the board.

2023 Xerox Corporation. All rights reserved. Xerox® and Xerox and Design® and AltaLink® are trademarks of Xerox Corporation in the United States and/or other countries. BR22626

Other company trademarks are also acknowledged.

Document Version: 1.0 (January 2020).