



## Fiery Software Release Notes

### Issue addressed with this release

- Updated native drivers for Mac OS X 10.8 compatibility.(Refer to the attached Fiery Mac OS X v10.8 Printer Driver Addendum for details)

### Incorrect behavior with prior driver versions:

- 1 Install Fiery Driver on Mac OS X v10.8.
- 2 Open a job with TextEdit or Preview.
- 3 Select File -> Print or Ctrl P.  
<Result> The application crashes and the job does not print.



### Before installing the drivers

Please refer to the attached Fiery Mac OS X v10.8 Printer Driver Addendum for additional information regarding this release.

---

## Mac driver installation instructions

### OS X v10.8

- 1 Decompress .dmg file on the desktop.
- 2 If a previous version of the driver was installed on the system, click on the Fiery Software Uninstaller to remove the existing driver component and printer object.
- 3 Select the User Software folder and double click on the Fiery Driver installer.
- 4 Follow the instructions in the wizard and complete the installation.
- 5 Navigate through System Preference and install the printer.



## Addendum: Fiery Mac OS X 10.8 Printer Driver

The Mac OS X 10.8 driver installer package is distributed as a disk image (DMG) file. Once the DMG file is downloaded and the disk image is mounted on the computer, the User Software package contains the following:

**Fiery Driver Installer** – directly installs the printer driver.

**Fiery Software Uninstaller** – uninstalls printer driver software. This was previously available with the Utilities and is now available as a part of the driver package.

**OS versions supported:** These printer drivers are supported on Mac OS X 10.5, 10.6, 10.7 and 10.8.

### Mac OS X 10.8 printer driver modifications

- Digitally signed the Fiery Driver with our Developer ID, to provide support for the new OS X 10.8 Gatekeeper security protocol. The digital signature enables the downloaded driver to be recognized as a trust signed application originated from an identified provider.
- Resolved issue where settings, such as "Two Way Communication" check box, custom watermarks and Quick Access tab controls are not retained when the Print dialog is closed and reopened.

Apple® has made significant changes to the way certain applications interact with printer drivers since the Mac OS X v10.7 release and is carrying over the same changes in the v10.8 operating system, which affects printing from such applications.

In accordance with the changes Apple imposed on the printer driver software with the Mac OS X 10.7 and the new OS X 10.8 operating system, the following modifications have been made in both the OS X 10.7 and OS X 10.8 Fiery printer driver:

- The "Click here to access Fiery Utilities" link in the About tab, which launches Fiery Web Tools, has been removed.



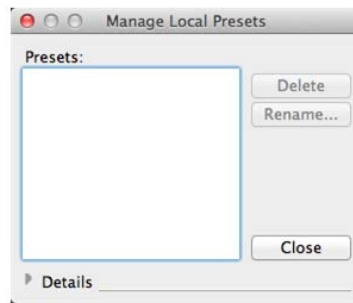
OS X 10.6

OS X 10.8 and 10.7

- The “Import All” and “Export All” presets features from Preset > Manage Local Presets has been removed.

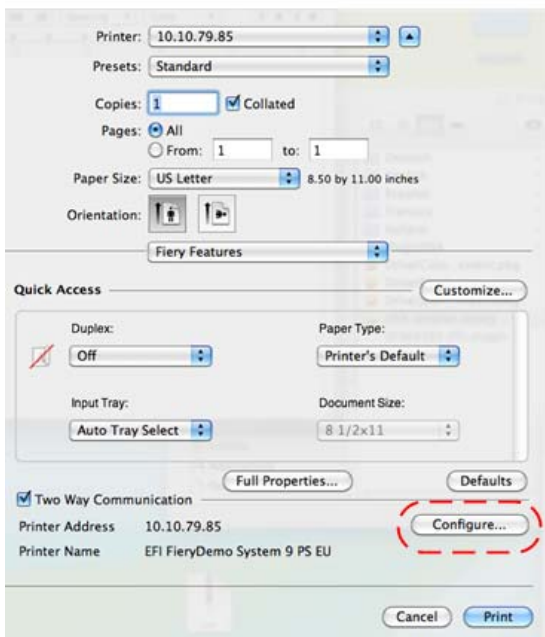


OS X 10.6

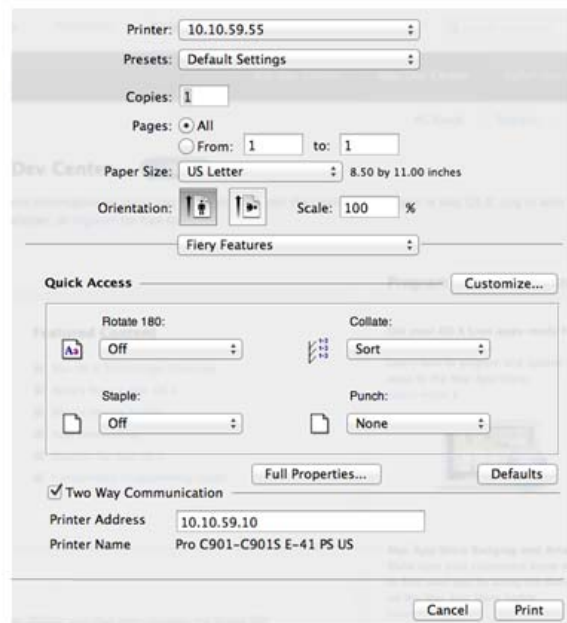


OS X 10.8 & 10.7

- The “Bonjour > Configure” button in the Quick Access tab has been removed. The IP address of the server will automatically appear if it can be resolved correctly or the user has the option of manually entering a server IP address for Two-Way Communication.

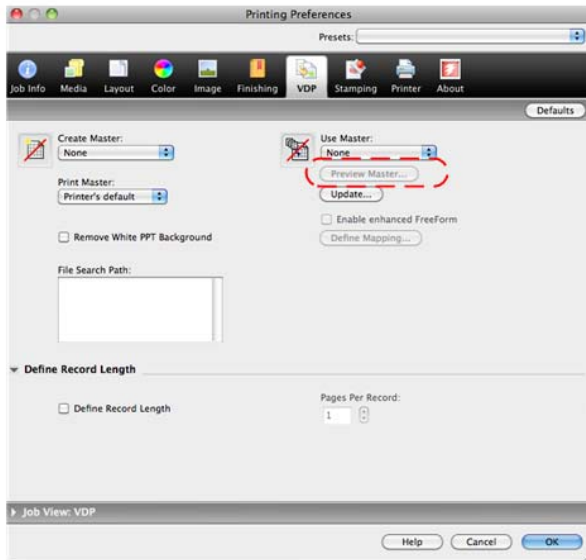


OS X 10.6

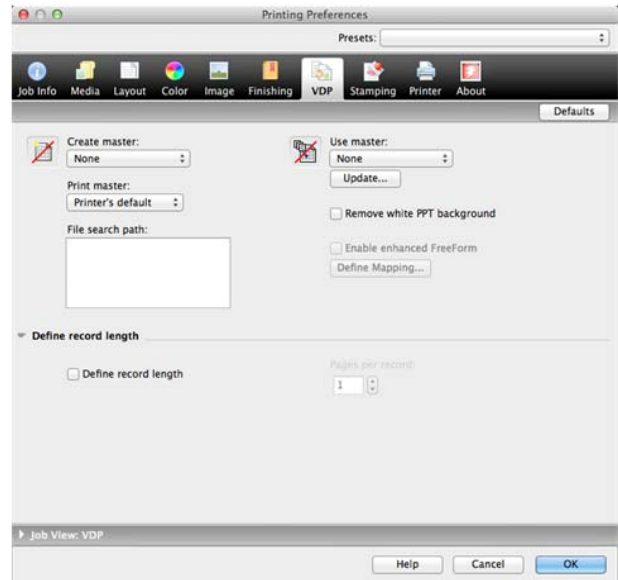


OS X 10.8 & 10.7

- The “Preview Master” function in the VDP tab has been removed.



OS X 10.6



OS X 10.8 & 10.7

- The “Preview Master” feature in Enable Enhanced FreeForm -> Define Mapping has been removed (product specific).

**Known Limitations:**

- IPP printing on Mac OS 10.7 and 10.8: While adding a printer on Mac OS 10.7 and Mac OS X 10.8, if the ‘Internet Printing Protocol’ is selected and the queue is set to ‘Hold’, the jobs will not reach the Fiery. This is due to both a OS X 10.7 and OS X 10.8 limitation and to new changes required on the Fiery server.
- While the driver establishes communication with the server, the queries are listed as a job in the ‘print queue’ UI on the client Mac. These queries are not real jobs and will disappear from the ‘print queue’ UI once the query is completed. Apple has acknowledged this to be a bug.
- If an older version of Mac OS X 10.7.x is upgraded to Mac OS X 10.8.x on the same client, it is required to remove the previous installation of the driver using the Fiery Software Uninstaller (shipped with the DMG) and reinstall the driver. This new driver will print with all EFI-supported applications on Mac OS X 10.8.