

VERSION 2.0  
APRIL 2024  
702P09216

# Xerox® Iridesse® Production Press

Safety, Regulatory, Recycling, and Disposal Reference Guide

©2024 Xerox Corporation. All rights reserved. Xerox® and Iridesse®, and SquareFold® are trademarks of Xerox Corporation in the United States and other countries.

Adobe® and Adobe PDF logo are registered trademarks of Adobe Systems, Inc. PostScript® is an Adobe registered trademark used with the Adobe PostScript Interpreter, the Adobe page description language, and other Adobe products. This product is not endorsed or sponsored by Adobe Systems, publisher of Adobe Photoshop.

Fiery® and PrintMe® are registered trademarks of Electronics For Imaging, Inc.

Apple and EtherTalk are trademarks or registered trademarks of Apple Computer, Inc. registered in the U.S. and other countries.

GBC® and AdvancedPunch® are trademarks or registered trademarks of General Binding Corporation.

Microsoft, Windows, Edge, and Internet Explorer are registered trademarks of Microsoft Corporation in the United States and/or other countries.

Mozilla Firefox is a trademark of Mozilla Foundation.

UNIX is a registered trademark of the Open Group.

BR678

# Contents

Safety.....	5
Notices and Safety .....	6
Electrical Safety .....	7
General Guidelines.....	7
Emergency Power Off.....	7
Power Cord and Electrical Supply .....	7
Disconnect Device .....	8
Laser Safety .....	9
North America Laser Safety .....	9
European Union (EU) Laser Safety .....	9
Operational Safety .....	10
Ozone Information .....	11
Maintenance Information.....	12
Vacuum Cleaner Use for Dry Ink/Toner Spills.....	12
Consumable Information.....	13
Battery Safety .....	14
Product Symbols .....	15
Environmental, Health, and Safety Contact Information.....	18
Regulatory Information.....	19
Basic Regulations .....	20
FCC Regulations in the USA.....	20
Canada.....	20
European Union and European Economic Area Compliance.....	21
European Union Lot 4 Imaging Equipment Agreement.....	21
Eurasian Economic Union Compliance.....	23
Turkey RoHS Regulation .....	23
Ukraine RoHS Compliance.....	23
Copy Regulations .....	24
United States.....	24
Canada.....	25
Other Countries.....	26
Safety Certification.....	27
Safety Data Sheets.....	28
Recycling and Disposal.....	29
All Countries.....	30
Battery Removal.....	30
North America .....	31
European Union.....	32
Disposal Outside of the European Union.....	32
Other Countries.....	33



# Safety

This chapter contains:

Notices and Safety .....	6
Electrical Safety .....	7
Laser Safety .....	9
Operational Safety .....	10
Maintenance Information .....	12
Consumable Information .....	13
Battery Safety .....	14
Product Symbols .....	15
Environmental, Health, and Safety Contact Information.....	18

Your press and the recommended supplies have been designed and tested to meet strict safety requirements. Attention to the following information ensures the continued safe operation of your Xerox® press.

## Notices and Safety



Note: This equipment is not suitable for use in locations where children are likely to be present.

Your Xerox® press and supplies are designed and tested to meet strict safety requirements. Safety requirements include safety agency evaluation and certification, and compliance with electromagnetic regulations and established environmental standards.

The safety and environment testing and performance of this product have been verified using Xerox® materials only.

Unauthorized alterations, which can include the addition of new functions or connection of external devices, can affect the product certification. For more information, contact your Xerox representative.

## Electrical Safety

### GENERAL GUIDELINES



**Warning:** Read the following warnings.

- Do not push objects into slots or openings on the press. Touching a voltage point or shorting out a part could result in fire or electric shock.
- Do not remove the covers or guards that are fastened with screws unless you are installing optional equipment and are instructed to do so. Switch off the press when performing these installations. Disconnect the power cord when removing covers and guards for installing optional equipment. Except for user-installable options, there are no parts that you can maintain or service behind these covers.

### EMERGENCY POWER OFF

The following are hazards to your safety:

- The power cord is damaged or frayed.
- Liquid is spilled into the press.
- The press is exposed to water.
- The press emits smoke, or the surface is unusually hot.
- The press emits unusual noises or odors.
- The press causes a circuit breaker, fuse, or other safety device to activate.

If any of these conditions occur, do the following:

1. Turn off the press immediately.
2. Disconnect the power cord from the electrical outlet.
3. Call an authorized service representative.

### POWER CORD AND ELECTRICAL SUPPLY



**Warning:** To avoid risk of fire or electrical shock, do not use extension cords, power strips, or power plugs. Always adhere to national and local building, fire, and electrical codes regarding length of cord, conductor size, grounding, and protection.

- Use the power cords that are supplied with your press.
- Do not remove or modify the power cord.
- The electrical outlet must be near the press and must be easily accessible.
- Plug the power cord directly into a correctly grounded electrical outlet. Ensure that each end of the cord is connected securely. If you do not know whether an outlet is grounded, ask an electrician to check the outlet.
- Do not use a ground adapter plug to connect this equipment to an electrical outlet that lacks a ground connection terminal.

## Safety

- The electrical supply for the press must meet the requirements stated on the data plate located on the rear of the press. If necessary, consult your local electricity provider or a licensed electrician.
- Do not place the press in an area where people can step on the power cord.
- Do not place objects on the power cord.
- Do not plug or unplug the power cord while the power switch is in the On position.
- If the power cord becomes frayed or worn, replace it.
- To avoid electrical shock and damage to the cord, grasp the plug when unplugging the power cord.

### **DISCONNECT DEVICE**

The power cord is the disconnect device for this equipment. To remove all electrical power from the press, disconnect the power cord from the electrical outlet.



## Laser Safety

### NORTH AMERICA LASER SAFETY

This product complies with safety standards and is certified as a Class 1 Laser product under the Center for Devices and Radiological Health (CDRH) of the United States Food and Drug Administration (FDA) implemented regulations for laser products. This product complies with FDA performance standards for Laser products except for deviations pursuant to Laser Notice No. 50 dated June 24, 2007. These regulations apply to laser products marketed in the United States. The label on the Production Press indicates compliance with CDRH regulations and must be attached to laser products marketed in the United States. This product does not emit hazardous laser radiation.



**Laser Warning:** Use of controls or adjustments or performance of procedures other than those specified herein may result in hazardous exposure of laser light.

Since radiation emitted inside this product is completely confined within the protective housing and external covers, the laser beam cannot escape from the Production Press during any phase of the user operation.

This product contains laser warning labels. These labels are intended for use by the Xerox Service Representative and are placed on or near panels or shields that require special tools for removal. Do not remove any of the panels. There are no operator serviceable areas in these covers.

### EUROPEAN UNION (EU) LASER SAFETY

This product complies with IEC's safety standard EN 60825-1: 2014.

The equipment complies with laser product performance standards set by governmental, national, and international agencies as a Class 1 Laser Product. It does not emit hazardous radiation as the beam is totally enclosed during all phases of customer operation and maintenance.



**Warning:** Use of controls or adjustments or performance of procedures other than those specified herein may result in hazardous radiation exposure.

If you need additional safety information about the product or Xerox supplied materials, you can email a request to [EHS-Europe@xerox.com](mailto:EHS-Europe@xerox.com)

## Operational Safety

Your Xerox equipment and supplies were designed and tested to meet strict safety requirements. These include safety agency examination, approval, and compliance with established environmental standards.

Your attention to the following safety guidelines will help ensure the continued safe operation of your press:

- Do not remove any trays when the press is printing.
- Do not open the doors when the press is printing.
- Keep hands, hair, neckties, and so on, away from the exit and feed rollers.
- Covers, which require tools for removal, protect the hazard areas within the Press. Do not remove the protective covers.
- Do not attempt to remove paper that is jammed deeply inside the press. Switch off the press promptly and contact your local Xerox representative.
- To avoid a tip hazard, do not push or move the device with all of the paper trays extended.
- Do not place the press in locations susceptible to vibrations.
- For optimum performance, use the press at the altitude specified in the *Environmental Specifications* section of the digital user documentation.
- Use the materials and supplies specifically designed for your press. The use of unsuitable materials may result in poor performance of the press and possibly a hazardous situation.
- Follow all warnings and instructions that are marked on or supplied with the press.
- Place the press in a room that provides adequate space for ventilation and servicing.
- Place the press on a level, solid surface, not on a thick pile carpet, that has adequate strength to support the weight of the press.
- Do not attempt to move the press. A leveling device that was lowered when your press was installed can damage the carpet or floor.
- Do not set up the press near a heat source.
- Do not set up the press in direct sunlight.
- Do not store or operate the press in an extremely hot, cold, or humid environment.
- Do not set up the press in line with the cold air flow from an air conditioning system.
- Do not place containers of coffee or other liquid on the press.
- Do not block or cover the slots and openings on the press.
- Do not attempt to override any electrical or mechanical interlock devices.



**WARNING—HOT SURFACE:** Be careful when working in areas identified with this warning symbol. These areas may be very hot and should not be touched.

If you need any additional safety information concerning the press or materials, contact your Xerox representative.

## OZONE INFORMATION

This product produces ozone during normal operation. The ozone is heavier than air, and the quantity is dependent on print volume. Install the system in a well-ventilated room.

For more information, refer to *Facts about ozone* and *Facts about ventilation* at [www.xerox.com/EHS](http://www.xerox.com/EHS) or [www.xerox.com/EHS-eu](http://www.xerox.com/EHS-eu).

## Maintenance Information

Do not carry out any maintenance on this product that is not described in the customer documentation.



**Warning:** Do not use aerosol cleaners. Aerosol cleaners can be explosive or flammable when used on electromechanical equipment.

Use supplies and cleaning materials only as directed.

Do not remove the covers or guards that are fastened with screws. Customer service items are not located behind these covers.



Note: Your Xerox Production Press is equipped with a power saving device to conserve power when the Production Press is not in use. The Production Press can be left on continuously.



**WARNING—HOT SURFACE:** The metallic surfaces in the fuser area are hot. Use caution when you remove paper jams from this area and avoid touching any metallic surfaces.

### VACUUM CLEANER USE FOR DRY INK/TONER SPILLS

Use a broom or a wet cloth to wipe off spilled dry ink/toner. Sweep slowly to minimize generation of dust during clean up. Avoid using a vacuum. If a vacuum must be used, the unit should be designed for combustible dusts (for example, explosion rated motor and non-conductive hose).

## Consumable Information



**Caution:** Use of non-Xerox supplies is not recommended. The Xerox Warranty, Service Agreement, and Total Satisfaction Guarantee do not cover damage, malfunction, or degradation of performance caused by use of non-Xerox supplies, or the use of Xerox supplies not specified for this Production Press. The Total Satisfaction Guarantee is available in the United States and Canada. Coverage can vary outside these areas. For more details, contact your Xerox representative.



**Warning:** When handling cartridges, such as ink or fuser, avoid skin or eye contact. Eye contact can cause irritation and inflammation. Do not attempt to disassemble the cartridge. This can increase the risk of skin or eye contact.

Store all consumables in accordance with the instructions given on the package or container.

Keep all consumables away from the reach of children.

Never throw dry ink/toner, print cartridges, or dry ink/toner containers into an open flame.

For information on Xerox® supplies recycling programs, go to:

- For the United States or Canada: [www.xerox.com/recycling](http://www.xerox.com/recycling)
- For Europe and other markets: [www.xerox.com/recycling-eu](http://www.xerox.com/recycling-eu)

## Battery Safety

One or more circuit boards in this printer contain a lithium battery.

Do not attempt to repair or replace the lithium battery. If there is a problem with the battery, contact an authorized service representative to correct the problem.






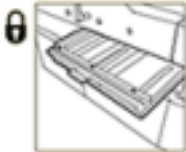



The lithium battery in this printer contains Perchlorate Material. For information about the special handling procedures associated with Perchlorate Material, refer to [www.dtsc.ca.gov/hazardouswaste/perchlorate](http://www.dtsc.ca.gov/hazardouswaste/perchlorate).












**Warning:** If the battery on a circuit board is installed incorrectly, there is a risk of explosion.








## Product Symbols

Refer to the following table for the product symbols and their definitions.

SYMBOL	DEFINITION
	<p>Caution</p> <p>This symbol indicates a mandatory action to take in order to avoid damage to these areas.</p>
	<p>Warning</p> <p>This symbol alerts users to areas where there is the possibility of personal injury.</p>
	<p>Hot Warning</p> <p>This symbol alerts users to areas where there are heated surfaces which should not be touched.</p>
	<p>Laser Warning</p> <p>This symbol indicates a laser is being used and alerts the user to refer to the appropriate safety information.</p>
	<p>Lock</p> <p>This symbol is often used with a jam clearance graphic to indicate that a baffle or handle is closed; refer to the following example:</p>  <p>Always ensure that the jam clearance areas are returned to their original positions and / or closed (locked).</p>
	<p>Unlock</p> <p>When this symbol is used with a jam clearance graphic, it indicates that a jam clearance baffle or handle is open or unlocked; refer to the following example:</p>  <p>Always ensure that the jam clearance areas are returned to their original positions and / or closed (locked).</p>
	<p>Do not leave open, unlatched, or unlocked</p> <p>This applies to jam clearance areas, such as baffles, latches, and handles. It also applies to doors and trays / drawers. It often accompanies an Unlocked symbol.</p>

SYMBOL	DEFINITION
	<p>Do Not Touch</p> <p>This symbol is often accompanied with a hot warning symbol and an area, such as the fuser, where it is hot; refer to the following example:</p>  <p>Do not touch these areas as personal injury may occur.</p>
	<p>Do Not Use Transparencies / Overhead Projector Sheets</p>
	<p>Do Not Use Envelopes</p>
	<p>Do Not Use Open Envelopes</p>
	<p>Do Not Use Folded, Creased, Curled, or Wrinkled Paper</p>
	<p>Do Not Use Ink Jet Paper</p>
	<p>Do Not Use Postcards</p>
	<p>Do Not Store Anything in This Area</p>



SYMBOL	DEFINITION
	<p>Do Not Open a Jam Clearance Area</p> <p>This graphic is accompanied with the following graphic:</p>  <ul style="list-style-type: none"> <li>• The first graphic indicates the order in which the jam clearance areas should be opened for removing a jam: Area 1 and then Area 2.</li> <li>• The second graphic instructs the user that Area 2 should not be opened before Area 1.</li> </ul>
	<p>Do Not Incinerate the Dry Ink/Toner Cartridge</p> <ul style="list-style-type: none"> <li>• Do not dispose a Dry Ink/Toner Cartridge into an open flame/ incinerate.</li> <li>• Always refer to the recycling instructions for your region/marketplace for correct disposal information and procedures.</li> </ul>
	<p>Do Not Incinerate the Dry Ink/Toner Waste Bottle</p> <ul style="list-style-type: none"> <li>• Do not dispose a Dry Ink/Toner Waste Bottle into an open flame/incinerate.</li> <li>• Always refer to the recycling instructions for your region/marketplace for correct disposal information and procedures.</li> </ul>
	<p>Do Not Remove Quickly</p> <p>This graphic is accompanied with the following graphic to indicate that the Dry Ink/ Toner Waste Bottle should be slowly removed.</p>  <p>Slowly removing the Dry Ink/Toner Waste Bottle avoids the possibility of dry ink/toner dispersing throughout the air.</p>
	<p>Do Not Dispose Using Normal Household Waste Procedures</p> <ul style="list-style-type: none"> <li>• Application of this symbol is confirmation that you should not dispose of items, such as Customer Replaceable Units (CRUs), using the normal household waste procedures. You must dispose of these items in compliance with agreed national procedures.</li> <li>• This symbol often accompanies batteries and indicates that used electrical and electronic products and batteries should not be mixed with general household waste.</li> <li>• For more information about collection and recycling, please contact your local municipality, your waste disposal service, or the point of sale where you purchased the items.</li> </ul>

## Environmental, Health, and Safety Contact Information

For more information on Environment, Health, and Safety in relation to this Xerox® product and supplies, contact the following:

- Web address: [www.xerox.com/environment](http://www.xerox.com/environment) or [www.xerox.com/environment\\_europe](http://www.xerox.com/environment_europe)
- United States and Canada: 1-800-ASK-XEROX (1-800-275-9376)
- For other markets, send an email request to [EHS-Europe@xerox.com](mailto:EHS-Europe@xerox.com)

# Regulatory Information

This chapter contains:

- Basic Regulations ..... 20
- Copy Regulations ..... 24
- Safety Certification ..... 27
- Safety Data Sheets ..... 28

This section provides regulatory information for your production press.

## Basic Regulations

Xerox® has tested this printer to electromagnetic emission and immunity standards. These standards are designed to mitigate interference caused or received by this printer in a typical office environment.

Changes or modifications to this device not specifically approved by Xerox® Corporation may void the authority of the user to operate this equipment.

### FCC REGULATIONS IN THE USA

This product has been tested and found to comply with the limits for a Class A digital device, pursuant to Part 15 of the Federal Communications Commission (FCC) Rules. These limits are designed to provide reasonable protection against harmful interference when the equipment is operated in a commercial environment. This equipment generates, uses, and can radiate radio frequency energy and, if not installed and used in accordance with the instruction manual, may cause harmful interference to radio communications. Operation of this equipment in a residential area is likely to cause harmful interference in which case the user will be required to correct the interference at his or her own expense.

To maintain compliance with FCC regulations, shielded cables must be used with this equipment. Operation with non-approved equipment or unshielded cables is likely to result in interference to radio and TV reception.

This device complies with Part 15 of the FCC Rules. Operation is subject to the following two conditions:

1. This device may not cause harmful interference, and
2. This device must accept any interference received, including interference that may cause undesired operation.

Responsible Party: Xerox® Corporation

Address: 800 Phillips Road, Webster, NY 14580

Web address: <https://www.xerox.com/en-us/about/ehs>.

### CANADA

This Class A digital apparatus complies with Canadian ICES-003 and ICES-001.

Cet appareil numérique de la classe A est conforme à la norme NMB-003 et NMB-001 du Canada.

This device complies with Industry Canada's license-exempt RSSs. Operation is the subject to the following two conditions:

1. This device may not cause interference, and
2. This device must accept any interference, including interference that may cause undesired operation of the device.

Le présent appareil est conforme aux CNR d'Industrie Canada applicables aux appareils radio exempts de licence. L'exploitation est autorisée aux deux conditions suivantes:

1. l'appareil ne doit pas produire de brouillage, et
2. l'utilisateur de l'appareil doit accepter tout brouillage radioélectrique subi, même si le brouillage est susceptible d'en compromettre le fonctionnement.

## EUROPEAN UNION AND EUROPEAN ECONOMIC AREA COMPLIANCE



The CE mark applied to this product indicates compliance to applicable EU Directives. You can find the full text of the EU Declaration of Conformity in [www.xerox.com/environment\\_europe](http://www.xerox.com/environment_europe).

### EUROPEAN UNION LOT 4 IMAGING EQUIPMENT AGREEMENT

Xerox® has agreed to design criteria for energy efficiency and environmental performance of our products that are in scope of the European Union (EU) Energy Related Products Directive, specifically the Lot 4 – Imaging Equipment.

In scope products include Household and Office equipment that meet the following criteria:

- Standard monochrome format products with a maximum speed less than 66 A4 images per minute.
- Standard color format products with a maximum speed less than 51 A4 images per minute.

TO LEARN MORE ABOUT	GO TO
<ul style="list-style-type: none"> <li>• Power Consumption and Activation Times</li> <li>• Default Power Saver Settings</li> </ul>	<i>User Documentation</i> or <i>Systems Administrators Guide</i> <a href="http://www.xerox.com/IRIDESSEdocs">www.xerox.com/IRIDESSEdocs</a>
<ul style="list-style-type: none"> <li>• Environmental Benefits of Duplex Printing</li> <li>• Benefits of using lighter paper weights (60 g/m<sup>2</sup>) and Recyclability</li> <li>• Cartridge disposal and treatment</li> <li>• Xerox participation in sustainability initiatives</li> </ul>	<a href="http://www.xerox.com/environment">www.xerox.com/environment</a> or <a href="http://www.xerox.com/environment_europe">www.xerox.com/environment_europe</a>
Benefits of purchasing ENERGY STAR® qualified products	<a href="http://www.energystar.gov">www.energystar.gov</a>

### ENERGY STAR



The ENERGY STAR program is a voluntary scheme to promote the development and purchase of energy-efficient models, which help to reduce environmental impact. Details on the ENERGY STAR program and models qualified to ENERGY STAR can be found at the following website: [www.energystar.gov](http://www.energystar.gov).

The ENERGY STAR and ENERGY STAR mark are registered United States trademarks.

The ENERGY STAR Imaging Equipment Program is a team effort between United States, European Union, Japanese governments, and the office equipment industry to promote energy-efficient copiers, printers, fax, multifunction printers, personal computers, and monitors. Reducing product energy consumption helps combat smog, acid rain, and long-term changes to the climate by decreasing the emissions that result from generating electricity.

For more information on energy or other related topics, go to:

- [www.xerox.com/environment](http://www.xerox.com/environment) or
- [www.xerox.com/environment\\_europe](http://www.xerox.com/environment_europe)

### **Power Consumption and Activation Time**

The amount of electricity that a device consumes depends on the way the device is used. This device is designed and configured to enable you to reduce your energy usage.

Low-Power mode is enabled on your device to reduce energy consumption. After the last print, the device transitions to Ready mode. In this mode, the device can print again immediately. If the device is not used for a specified period, the device transitions to Low-Power mode. In this mode, only essential functions remain active to reduce power consumption. The device takes longer to produce the first print after it exits the Low-Power mode than it takes to print in Ready mode. This delay is the result of the system waking up and is typical of most imaging devices on the market.

This device is ENERGY STAR®-qualified under the ENERGY STAR Program Requirements for Imaging Equipment. The Low-Power mode occurs after 1 minute.

To change the Energy Saver settings, refer to the *User Documentation* at [www.xerox.com/IRIDESSEdocs](http://www.xerox.com/IRIDESSEdocs). For more details, contact your System Administrator.

To learn more about Xerox participation in sustainability initiatives, go to:

- [www.xerox.com/environment](http://www.xerox.com/environment) or
- [www.xerox.com/environment\\_europe](http://www.xerox.com/environment_europe)

### **Environmental Benefits of Duplex Printing**

Most Xerox® products have duplex printing, also known as 2-sided printing, capability. This enables you to print on both sides of the paper automatically, and therefore helps to reduce the use of valuable resources by reducing your paper consumption. The Lot 4 Imaging Equipment agreement requires that on models greater than or equal to 40 ppm color or greater than or equal to 45 ppm monochrome the duplex function has been auto-enabled, during the setup and driver installation. Some Xerox models below these speed bands may also be enabled with 2-sided printing settings defaulted on at the time of install. Use of the duplex function will reduce the environmental impact of your work. However, you must require simplex or 1-sided printing, you can change the print settings in the print driver.

### **Paper Types**

You can use this product to print on both recycled and virgin paper, approved to an environmental stewardship scheme, which complies with EN12281 or a similar quality standard. Lighter weight paper (60 g/m<sup>2</sup>), which contains less raw material and thus saves resources per print, can be used in certain applications. We recommend you to check if this is suitable for your printing needs.

## EURASIAN ECONOMIC UNION COMPLIANCE



The EAC mark applied to this product indicates certification for use on the markets of the Member States of the Customs Union.

## TURKEY ROHS REGULATION

In compliance with Article 7(d), we hereby certify “it is in compliance with the EEE regulation EEE yönetmeliğine uygundur.” (Compliant with EEE Regulations).

## UKRAINE ROHS COMPLIANCE

Обладнання відповідає вимогам Технічного регламенту щодо обмеження використання деяких небезпечних речовин в електричному та електронному обладнанні, затвердженого постановою Кабінету Міністрів України від 3 грудня 2008 № 1057

(The equipment complies with requirements of the Technical Regulation, approved by the Resolution of Cabinet of Ministry of Ukraine as of December 3, 2008, in terms of restrictions for the use of certain dangerous substances in electrical and electronic equipment.)

## Copy Regulations

### UNITED STATES

Congress, by statute, has forbidden the reproduction of the following subjects under certain circumstances. Penalties of fine or imprisonment can be imposed on those guilty of making such reproductions.

1. Obligations or Securities of the United States Government such as:
  - Certificates of Indebtedness
  - National Bank Currency
  - Coupons from Bonds
  - Federal Reserve Bank Notes
  - Silver Certificates
  - Gold Certificates
  - United States Bonds
  - Treasury Notes
  - Federal Reserve Notes
  - Fractional Notes
  - Certificates of Deposit
  - Paper Money
  - Bonds and Obligations of certain agencies of the government, such as FHA and so on
  - Bonds. United States Savings Bonds can be photographed only for publicity purposes for the campaign of the sale of such bonds.
  - Internal Revenue Stamps. If it is necessary to reproduce a legal document on which there is a canceled revenue stamp, this can be done provided the reproduction of the document is performed for lawful purposes.
  - Postage Stamps, canceled or uncanceled. For philatelic purposes, Postage Stamps can be photographed, provided the reproduction is in black and white and is less than 75% or more than 150% of the linear dimensions of the original document.
  - Postal Money Orders
  - Bills, Checks, or Draft of money drawn by or upon authorized officers of the United States
  - Stamps and other representatives of value, of whatever denomination, which have been or can be issued under any Act of Congress
  - Adjusted Compensation Certificates for Veterans of the World Wars
2. Obligations or Securities of any Foreign Government, Bank, or Corporation
3. Copyrighted materials, unless permission of the copyright owner has been obtained or the reproduction falls within the fair use or library reproduction rights provisions of the copyright law. Further information of these provisions can be obtained from the Copyright Office, Library of Congress, Washington, D.C. 20559. Ask for Circular R21.



4. Certificates of Citizenship or Naturalization. Foreign Naturalization Certificates can be photographed.
5. Passports. Foreign Passports can be photographed.
6. Immigration Papers
7. Draft Registration Cards
8. Selective Service Induction Papers that bear any of the following Registrant information:
  - Earnings or Income
  - Court Record
  - Physical or mental condition
  - Dependency Status
  - Previous military service
  - Exception: United States military discharge certificates can be photographed.
9. Badges, Identification Cards, Passes, or Insignia carried by military personnel, or by members of the various Federal Departments, such as FBI, Treasury, and so on, unless the head of such department or bureau orders a photograph.

The above list is not all-inclusive, and no liability is assumed for its completeness or accuracy. If there is doubt, consult your attorney.

For more information about these provisions, contact the Copyright Office, Library of Congress, Washington, D.C. 20559. Ask for Circular R21.

## CANADA

Parliament, by statute, has forbidden the reproduction of the following subjects under certain circumstances. Penalties of fine or imprisonment can be imposed on those guilty of making such reproductions:

- Current bank notes or current paper money
- Obligations or securities of a government or bank
- Exchequer bill paper or revenue paper
- The public seal of Canada or of a province, or the seal of a public body or authority in Canada, or of a court of law
- Proclamations, orders, regulations or appointments, or notices thereof (with intent to falsely cause same to purport to have been printed by the Queen's Printer for Canada, or the equivalent printer for a province)
- Marks, brands, seals, wrappers or designs used by or on behalf of the Government of Canada or of a province, the government of a state other than Canada or a department, board, Commission or agency established by the Government of Canada or of a province or of a government of a state other than Canada
- Impressed or adhesive stamps used for the purpose of revenue by the Government of Canada or of a province or by the government of a state other than Canada
- Documents, registers or records kept by public officials charged with the duty of making or issuing certified copies thereof, where the reproduction falsely purports to be a certified copy thereof
- Copyrighted material or trademarks of any manner or kind without the consent of the copyright or trademark owner

This list is provided for your convenience and assistance, but it is not all-inclusive, and no liability is assumed for its completeness or accuracy. In case of doubt, consult your solicitor.

### **OTHER COUNTRIES**

Copying certain documents may be illegal in your country. Penalties of fine or imprisonment may be imposed on those found guilty of making such reproductions.

- Currency notes
- Bank notes and checks
- Bank and government bonds and securities
- Passports and identification cards
- Copyright material or trademarks without the consent of the owner
- Postage stamps and other negotiable instruments

This list is not inclusive and no liability is assumed for either its completeness or accuracy. In case of doubt, contact your legal counsel.

## Safety Certification

This device is compliant with IEC and EN product safety standards certified by a National Regulatory Test Laboratory (NRTL).

## Safety Data Sheets

For Material Safety Data information regarding your press, go to:

- Web address: [www.xerox.com/sds](http://www.xerox.com/sds) or [www.xerox.co.uk/sds\\_eu](http://www.xerox.co.uk/sds_eu)
- United States and Canada: 1-800-ASK-XEROX (1-800-275-9376)
- For other markets, send an email request to [EHS-Europe@xerox.com](mailto:EHS-Europe@xerox.com)

# Recycling and Disposal

This chapter contains:

All Countries.....	30
North America.....	31
European Union .....	32
Other Countries .....	33

This section provides recycling and disposal information for your production press.

## All Countries

If you dispose your Xerox product, note that the printer may contain lead, mercury, perchlorate, and other materials whose disposal may be regulated due to environmental considerations. The presence of these materials is fully consistent with global regulations applicable at the time that the product was placed on the market. For recycling and disposal information, contact your local authorities.

Perchlorate Material: This product may contain one or more perchlorate-containing devices, such as batteries. Special handling may apply. For more information, go to [www.dtsc.ca.gov/hazardouswaste/perchlorate](http://www.dtsc.ca.gov/hazardouswaste/perchlorate).

### **BATTERY REMOVAL**

Only a manufacturer approved service facility can replace the batteries.

## North America

Xerox operates an equipment take-back and reuse or recycle program. To ensure that this Xerox® product is part of the program, contact your Xerox representative (1-800-ASK-XEROX). For more information about Xerox environmental programs, go to [www.xerox.com/environment](http://www.xerox.com/environment).

For recycling and disposal information, contact your local authorities.

## European Union



These symbols indicate that this product is not to be disposed of with your household waste, according to the Waste Electrical and Electronic Equipment (WEEE) Directive (2012/19/EU), the Battery Directive (2006/66/EC) and national legislation implementing those Directives.

If a chemical symbol is printed beneath the symbol shown above, in accordance with the Battery Directive, this indicates that a heavy metal (Hg = Mercury, Cd = Cadmium, Pb = Lead) is present in this battery or accumulator at a concentration above an applicable threshold specified in the Battery Directive.



Some equipment can be used in both a domestic or household and a professional or business application. Private households within European Union can return used electrical and electronic equipment to designated collection facilities free of charge. For more information about collection and recycling of old products and batteries, contact your local municipality, your waste disposal service or the point of sale where you purchased the items. In some member states, when you purchase new equipment, your local retailer may be required to take back your old equipment free of charge. For more information, contact your retailer.

Business Users in the European Union, in accordance with European legislation, end of life electrical and electronic equipment subject to disposal must be managed within agreed procedures. If you discard electrical and electronic equipment, contact your dealer or supplier, local reseller or Xerox representative for end of life take-back information prior to disposal.

Improper handling of this type of waste can have a possible impact on the environment and human health due to potentially hazardous substances that are generally associated with EEE. Your cooperation in the correct disposal of this product will contribute to the effective usage of natural resources.

### DISPOSAL OUTSIDE OF THE EUROPEAN UNION

These symbols are only valid in the European Union. If you want to discard these items, please contact your local authorities or dealer and ask for the correct method of disposal.



## Other Countries

Contact your local waste management authority to request disposal guidance.





