





















# Xerox® Versant® 2100 Press






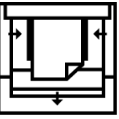
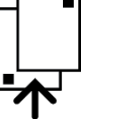
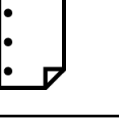


## Product Symbols





Refer to the following table for the product symbols and their definitions.

Symbol	Name and Definition (if required)
	<b>Caution</b> This symbol indicates a mandatory action to take in order to avoid damage to these areas.
	<b>Warning</b> This symbol alerts users to areas where there is the possibility of personal injury.
	<b>Hot Warning</b> This symbol alerts users to areas where there are heated surfaces which should not be touched.
	<b>Laser Warning</b> This symbol indicates a laser is being used and alerts the user to refer to the appropriate safety information.
	<b>Pinch Hazard</b> This warning symbol alerts users to areas where there is the possibility of personal injury.
	<b>Lock</b>
	<b>Unlock</b>
	<b>Do Not Touch</b>
	<b>Do Not Touch the Drum Cartridge</b> To avoid damage, do not touch the surface of the Drum Cartridge.
	<b>Do Not Dispose into an Open Flame / Incinerate</b>

Symbol	Name and Definition (if required)
	<p><b>Do Not Incinerate the Toner Cartridge</b> Always refer to the recycling instructions for your region / marketplace for correct disposal information and procedures.</p>
	<p><b>Do Not Incinerate the Toner Waste Bottle</b> Always refer to the recycling instructions for your region / marketplace for correct disposal information and procedures.</p>
	<p><b>Do Not Incinerate the Drum Cartridge</b> Always refer to the recycling instructions for your region / marketplace for correct disposal information and procedures.</p>
	<p><b>Do Not Incinerate the Second Bias Transfer Roll</b> Always refer to the recycling instructions for your region / marketplace for correct disposal information and procedures.</p>
	<p><b>Flicker Label / 100 Amp Current</b> This symbol indicates usage only in premises that have a service current capacity equal to or greater than 100 Amps per phase.</p>
	<p><b>Ground / Common / Earth Terminal</b></p>
	<p><b>LAN</b> Local Area Network</p>
	<p><b>USB</b> Universal Serial Bus</p>
	<p><b>Keep Area Clear</b> Do not store any objects in this location.</p>
	<p><b>Keep Area Clear</b> Do not store any objects in this location.</p>

Symbol	Name and Definition (if required)
	<p><b>Keep Area Clear</b> Do not store any objects in this location.</p>
	<p><b>Do Not Use Transparencies with a White Strip / Overhead Projector Sheets with a White Strip</b></p>
	<p><b>Do Not Use Open Envelopes</b></p>
	<p><b>Do Not Use Folded, Creased, Curled, or Wrinkled Paper</b></p>
	<p><b>Do Not Use Ink Jet Paper</b></p>
	<p><b>Tray Guides Must Touch Media</b></p>
	<p><b>Load Postcards in the Indicated Direction</b></p>
	<p><b>Load Hole-punched Paper as Indicated</b></p>
	<p><b>On</b> This symbol indicates the main power switch is in the <b>ON</b> position.</p>
	<p><b>Off</b> This symbol indicates the main power switch is in the <b>OFF</b> position.</p>

Symbol	Name and Definition (if required)
	<p><b>Standby</b> This symbol indicates the secondary power switch is in the <b>Standby</b> position.</p>
	<p><b>Do Not Dispose in Normal Household Waste Stream</b></p> <ul style="list-style-type: none"> <li>• Application of this symbol is confirmation that you should not dispose of items, such as Customer Replaceable Units (CRUs), in the normal household waste stream. You must dispose of these items in compliance with agreed national procedures.</li> <li>• This symbol often accompanies batteries and indicates that used electrical and electronic products and batteries should not be mixed with general household waste.</li> <li>• For more information about collection and recycling, please contact your local municipality, your waste disposal service, or the point of sale where you purchased the items.</li> </ul>