




















Xerox® Versant® 80 Press








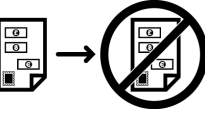
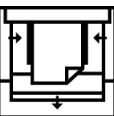
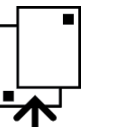
Product Symbols










Refer to the following table for the product symbols and their definitions.

Symbol	Definition
	Caution This symbol indicates a mandatory action to take in order to avoid damage to these areas.
	Warning This symbol alerts users to areas where there is the possibility of personal injury.
	Hot Warning This symbol alerts users to areas where there are heated surfaces which should not be touched.
	Laser Warning This symbol indicates a laser is being used and alerts the user to refer to the appropriate safety information.
	Pinch Hazard This warning symbol alerts users to areas where there is the possibility of personal injury.
	Lock
	Unlock
	Do Not Touch
	Do Not Touch the Drum Cartridge To avoid damage, do not touch the surface of the Drum Cartridge.
	Do Not Dispose into an Open Flame / Incinerate

Symbol	Definition
	<p>Do Not Incinerate the Toner Cartridge Always refer to the recycling instructions for your region / marketplace for correct disposal information and procedures.</p>
	<p>Do Not Incinerate the Toner Waste Bottle Always refer to the recycling instructions for your region / marketplace for correct disposal information and procedures.</p>
	<p>Do Not Incinerate the Drum Cartridge Always refer to the recycling instructions for your region / marketplace for correct disposal information and procedures.</p>
	<p>Do Not Incinerate the Second Bias Transfer Roll Always refer to the recycling instructions for your region / marketplace for correct disposal information and procedures.</p>
	<p>Ground / Common / Earth Terminal</p>
	<p>LAN Local Area Network</p>
	<p>USB Universal Serial Bus</p>
	<p>Keep Area Clear Do not store any objects in this location.</p>
	<p>Keep Area Clear Do not store any objects in this location.</p>

Symbol	Definition
	Do Not Use Transparencies with a White Strip / Overhead Projector Sheets with a White Strip
	Do Not Use Envelopes with Open Flaps
	Do Not Use Folded, Creased, Curled, or Wrinkled Paper
	Do Not Use Ink Jet Paper
	Do Not Load Postcards in the Indicated Direction
	Do Not Use Media Attached with Staples or Paper / Metal Clips
 	Do Not Copy Money
	Tray Guides Must Touch Media
	Load Postcards in the Indicated Direction

Symbol	Definition
	Load Hole-punched Paper as Indicated
	Load Media / Documents Face Down
	IC Card Reader Integrated Circuit Card Reader / Smart Card Reader / Chip Card Reader
	On This symbol indicates the main power switch is in the ON position.
	Off This symbol indicates the main power switch is in the OFF position.
	Standby This symbol indicates the secondary power switch is in the Standby position.
	Do Not Dispose in Normal Household Waste Stream <ul style="list-style-type: none"> • Application of this symbol is confirmation that you should not dispose of items, such as Customer Replaceable Units (CRUs), in the normal household waste stream. You must dispose of these items in compliance with agreed national procedures. • This symbol often accompanies batteries and indicates that used electrical and electronic products and batteries should not be mixed with general household waste. • For more information about collection and recycling, please contact your local municipality, your waste disposal service, or the point of sale where you purchased the items.