



























# Xerox® WorkCentre® 7500 Series















## Printer Symbols











Symbol	Description
	Warning: Indicates a hazard that can cause serious injury or death if not avoided.
	Hot Warning: Hot surface on or in the printer. Use caution to avoid personal injury.
	Laser Warning: This symbol indicates a laser is being used and alerts the user to refer to the appropriate safety information.
	Pinch Hazard: This warning symbol alerts users to areas where there is the possibility of personal injury.
	Caution: Indicates a mandatory action to take to avoid damage to the property.
	Do not touch the part or area of the printer.
	Do not touch the part or area of the printer.
	Do not expose the drum cartridges to direct sunlight.
	Do not burn the item.
	Do not burn the toner cartridges.
	Do not burn the drum cartridges.
	Do not burn the waste cartridge.

Symbol	Description
	Pinch Hazard: To avoid personal injury, use caution in this area.
	Do not expose the drum cartridges to light for more than 10 minutes.
	Hot surface. Wait for the indicated time before handling.
	On
	Off
	Standby
	Ground/Common/Earth Terminal
	Do not use paper attached with staples or any form of binding clip.
	Do not use folded, creased, curled, or wrinkled paper.
	Do not load or use inkjet paper.
	Do not use transparencies or overhead projector sheets.
	Do not reload paper previously printed on or used.
	Do not use postcards.

Symbol	Description
	Do not use envelopes.
	Do not use envelopes.
	Do not copy money.
	Add paper or media.
	Do not load paper in the tray above the <b>MAX</b> line.
	Paper Jam
	Lock
	Unlock
	Paper Clip
	Cooling
	Elapsed Time
	Supply Paper
	Supply Paper Face Down

Symbol	Description
	1-Sided Original
	Hole-punched Paper
	Transparency
	Load letterhead face up.
	Load letterhead face down.
	Load labels face down.
	USB Universal Serial Bus
	LAN Local Area Network
	Telephone Line
	Weight
	Start Button
	Stop Button
	Pause Printing Button
	Log In/Out Button

Symbol	Description
?	Help Button
	Services Home Button
	Services Button
	Job Status Button
	Printer Status Button
	Language Button
	Power Saver Button
CA	All Clear Button
	Dial Pause Button
	This item can be recycled.

