



Fig. 1
Selecione **Status da máquina**.

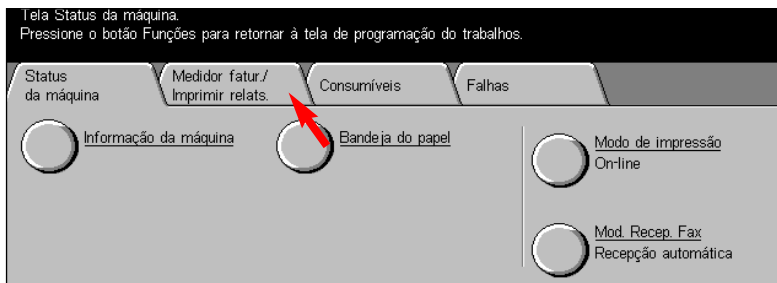


Fig. 2
Selecione **Medidor de faturamento/Imprimir relatório**.

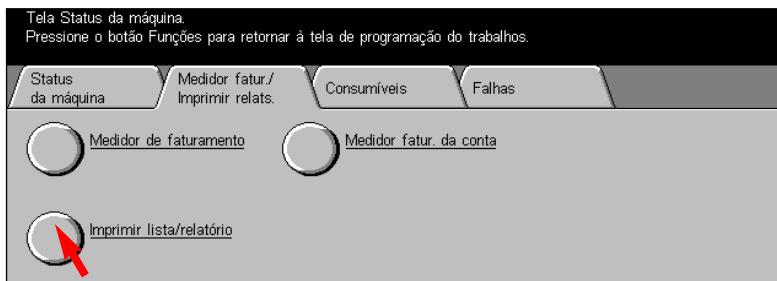


Fig. 3
Selecione **Imprimir lista/relatório**.

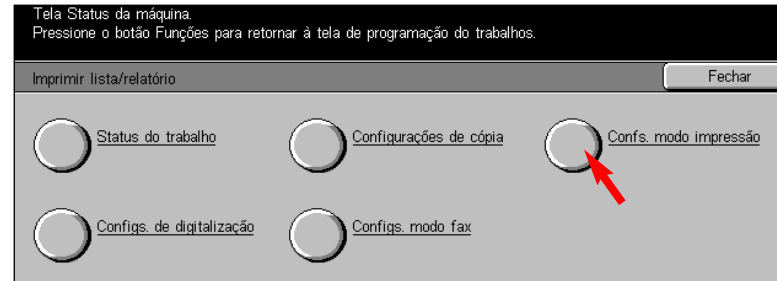


Fig. 4
Selecione **Configurações do modo de impressão**.



Fig. 5
Selecione **Lista de configurações (Itens comuns)**.




Fig. 6
Pressione **Iniciar**.

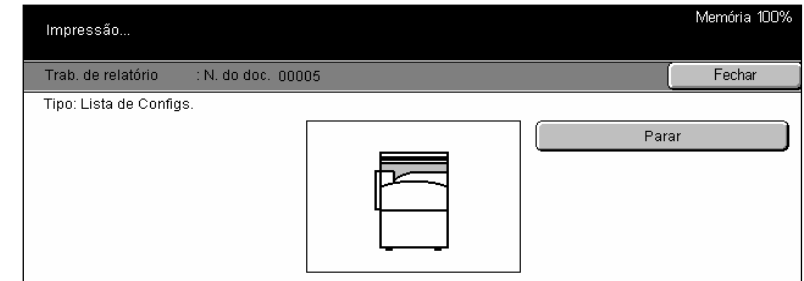


Fig. 7
A lista de configurações será impressa.

Nota:
Tenha em mãos uma cópia da Lista de configurações ao entrar em contato com o Centro Xerox de Atendimento ao Cliente. Isso poderá agilizar o processo de atendimento.

WorkCentre 24

System Settings List

Date/Time : 2003/09/04 03:25 PM
Page : 1

System Settings		
Machine Information		
Product Name	WorkCentre 24	
Serial Number	000001	
Product Code	LVE	
ROM		
Standard-PostScript ROM	Ver. 2.43.22	
Output Device ROM	Ver. 3.0.7	
Input Device ROM	Ver. 8.60.0	
UI Frame ROM	Ver. 4.130.4	
UI Control ROM	Ver. 4.0.21	
Fax Main Board ROM	Ver. 0.70.1	
Machine Configuration		
Hard Disk		
Total Size	9590.21MB	
User Area	1918.04MB	
Mailbox	1918.04MB	
Page Memory	256MB	
Paper Tray	Tray 1	
	Tray 2	
	Tray 3 (High Capacity)	
	Tray 4 (High Capacity)	
	Tray 5 (Bypass)	
Output Device	Center Output Tray	
	Offset Output Module	
Duplex Module		
Auto Document Feeder		
Fax Main Board	Line 0 (Extension) / Line 1	
Maintenance		
Set Date/Time		
Date Format	yyyy/mm/dd	
Time Format	12 Hour Clock	
Time Zone	GMT -8.0	
Daylight Savings	Off	
Print Area	Normal	
Screen Defaults		
Screen Default at Power On	Features	
Features Screen Default	Copy	
Reports		
Job History Report	Off	
2 Sided Report	1 Sided	
Broadcast/Multi-Pull Report	On	
Relay Broadcast Report	Send to Station	
Activity Report	On	
Transmission Report - Undelivered	On	
Transmission Report - Canceled	On	
Mailbox Documents Report	On	
Recipient on Activity Report	First 40 digits	
Audio Tones		
Control Panel Select Tone	Normal	
Control Panel Alert Tone	Normal	
Machine Ready Tone	Normal	
Copy Job Complete Tone	Normal	
Non-Copy Job Complete Tone	Normal	
Fault Tone	Normal	
Alert Tone		
Alert Tone	Off	
Low Toner Alert	Normal	
Line Monitor Volume	Normal	
Ringling Volume	Normal	
Timers		
Auto Clear	60 seconds	
Auto Job Release	600 seconds	
Auto Print	10 seconds	
Low Power Mode Time-Out	15 minutes	
Sleep Mode Time-Out	60 minutes	
Image Quality		
Photo & Text Recognition	3 (Normal)	
Output Color Recognition	3 (Normal)	
Photo Reproduction Level	3 (Normal)	
Photo Image Quality	Image Quality	
Color Copy Auto Exposure	Off	
B/W Copy Auto Exposure	Off	
Image Enhancement	On	
Printing Priority		
Printing Priority	3rd	
Copy Job	4th	
Print Job	4th	
Received Fax	4th	
Received iFax Documents	4th	
Copy Mode Settings		
Basic Copying		
Paper Supply	Tray 1	
2nd Button	Tray 2	
3rd Button	Tray 3	
4th Button	Tray 3	
Reduce/Enlarge		
3rd Button	Reduce/Enlarge Preset 3	
4th Button	Reduce/Enlarge Preset 5	
Copy Defaults		
Output Color	Full Color	
Single Color - Color Selection	Red	
Dual Color - Color Image	Red	
Dual Color - B/W Image	Black	
Reduce/Enlarge	100%	
Paper Supply	Auto	
2 Sided	1 -> 1 Sided	
Output	Auto	
Output Destination	Center Output Tray	
Margin Shift - Side 1	No Shift	
Margin Shift - Side 2	Minor Shift	
Border Erase - Top & Bottom	5 mm	
Border Erase - Left & Right	5 mm	
Center Erase	0 mm	
Original Type - Auto/Full Color	Text & Photo (Halfsize)	
Original Type - Black	Text & Photo (Halfsize)	
Auto Exposure	On	
Lighter/Darker	Normal	
Contrast	Normal	
Sharpness	Normal	
Color Saturation	Normal	
Color Shift	Normal	
Color Balance - Yellow	Low:0 Mid:0 High:0	

Adobe, PostScript, PostScript 3, and the PostScript logo are trademarks of Adobe Systems Incorporated.



Guia de Início Rápido

Impressão da lista de configurações



WorkCentre M24

THE DOCUMENT COMPANY
XEROX

*Amostra de lista de configurações